



**BECAMEX INFRASTRUCTURE
DEVELOPMENT JOINT STOCK COMPANY**

**THE SOCIALIST REPUBLIC OF VIETNAM
Independence - Freedom - Happiness**

Ho Chi Minh City, April 28th, 2026

DISCLOSURE OF INFORMATION

To: - The State Securities Commission;
- Ho Chi Minh City Stock Exchange.

1. Name of organization: Becamex Infrastructure Development Joint Stock Company
- Stock code: IJC
- Address: No. 230 Binh Duong Avenue, Phu Loi Ward, Ho Chi Minh City, Vietnam
- Tel. 0274 3848789 E-mail: info@becamexijc.com

2. Spokesman: Trinh Thanh Hung. Position: Chief Executive Officer

3. Information disclosure type: Periodic Extraordinary On demand

4. Content of information disclosure:

Becamex Infrastructure Development Joint Stock Company discloses the 1st quarter of 2026 Consolidated financial statements.

5. This information was published on the Company's website on April 28th, 2026, at the link www.becamexijc.com/Quanhecodong.

We hereby certify that the information disclosed is true and correct and we bear the full responsibility to the law for the disclosed information.

To:

- As above;
- Archives: Office of BOD

Organization representative

Legal Representative



TRINH THANH HUNG
Chief Executive Officer

Attached documents:

- The 1st quarter of 2026 Consolidated financial statements.



CONSOLIDATED STATEMENT OF FINANCIAL POSITION

As of 31 March 2026

Unit: VND

ITEMS	CODE	Note	ENDING BALANCE	BEGINNING BALANCE
A. CURRENT ASSETS	100		6,190,375,195,330	6,016,656,347,470
I. Cash and cash equivalents	110	V.01	826,256,565,963	923,215,618,792
1. Cash	111		301,944,797,251	58,371,751,504
2. Cash equivalents	112		524,311,768,712	864,843,867,288
II. Short-term financial investments	120	V.02	862,939,438,000	763,539,438,000
1. Trading securities	121		-	-
2. Provisions for devaluation of trading securities (*)	122		-	-
3. Held-to-maturity investments	123		862,939,438,000	763,539,438,000
4. Provision for held-to-maturity short-term investments (*)	124		-	-
5. Other short-term investments	125		-	-
6. Provision for losses on other short-term investments (*)	126		-	-
III. Receivables	130		702,919,114,841	638,124,220,861
1. Short-term trade receivables	131	V.03a	574,613,625,079	544,966,939,244
2. Short-term prepayments to suppliers	132	V.04	75,615,109,027	57,089,072,612
3. Short-term inter-company receivables	133		-	-
4. Receivables according to the progress of construction contract	134		-	-
5. Other short-term receivables	135	V.05a	57,937,629,526	41,285,981,284
6. Allowance for short-term doubtful debts (*)	136		(5,247,248,791)	(5,217,772,279)
7. Deficit assets for treatment	137		-	-
IV. Inventories	140		3,794,073,754,647	3,686,467,591,721
1. Inventories	141	V.07	3,794,073,754,647	3,686,467,591,721
2. Allowance for devaluation of inventories (*)	142		-	-
V. Current biological assets	150		-	-
1. Livestock for one-off long-term products	151		-	-
2. Short-term seasonal crops or crops for single-harvest production of products	152		-	-
3. Provision for losses on current biological assets (*)	153		-	-
VI. Other current assets	160		4,186,321,879	5,309,478,096
1. Short-term prepaid expenses	161	V.08a	3,653,087,383	5,226,276,200
2. Deductible VAT	162		182,884,827	-
3. Taxes and other receivables from the State	163		350,349,669	83,201,896
4. Trading Government bonds	164		-	-
5. Other current assets	165		-	-
B. NON-CURRENT ASSETS	200		4,268,942,169,283	4,316,152,481,808
I. Long-term receivables	210		957,103,190,172	943,110,264,425
1. Long-term trade receivables	211	V.03b	955,943,890,172	942,000,964,425
2. Long-term prepayments to suppliers	212		-	-
3. Working capital in affiliates	213		-	-
4. Long-term inter-company receivables	214		-	-
5. Other long-term receivables	215	V.05b	1,159,300,000	1,109,300,000
6. Allowance for long-term doubtful debts (*)	216		-	-
II. Fixed assets	220		501,496,937,356	510,115,869,313
1. Tangible fixed assets	221	V.9	488,494,176,400	496,774,410,474
- Historical cost	222		1,182,534,868,107	1,177,744,950,192
- Accumulated depreciation (*)	223		(694,040,691,707)	(680,970,539,718)



ITEMS	CODE	Note	ENDING BALANCE	BEGINNING BALANCE
2. Financial leased assets	224		-	-
- Historical cost	225		-	-
- Accumulated depreciation (*)	226		-	-
3. Intangible fixed assets	227	V.10	13,002,760,956	13,341,458,839
- Initial cost	228		29,508,576,162	29,218,976,162
- Accumulated amortization (*)	229		(16,505,815,206)	(15,877,517,323)
III. Long-term biological assets	230		-	-
1. Livestock for periodic production of products	231		-	-
a) Livestock for periodic products not yet at maturity	232		-	-
b) Livestock for periodic production of products that have reached maturity	233		-	-
- Historical cost	234		-	-
- Accumulated depreciation (*)	235		-	-
2. Livestock for one-off long-term products	236		-	-
3. Seasonal crops or long-term single-harvest products	237		-	-
4. Provision for losses on non-current biological assets (*)	238		-	-
III. Investment property	240	V.11	425,664,921,834	493,572,390,602
- Historical cost	241		458,047,577,371	529,092,086,474
- Accumulated depreciation (*)	242		(32,382,655,537)	(35,519,695,872)
IV. Non-current assets in process	250		366,560,419,798	366,545,323,993
1. Long-term work in process	251	V.12	366,560,419,798	366,375,483,993
2. Construction-in-progress	252		-	169,840,000
V. Long-term financial investments	260		2,000,684,571,843	1,984,472,914,581
1. Investments in subsidiaries	261		-	-
2. Investments in associates, joint ventures	262	V.14	1,500,026,522,585	1,483,814,865,323
3. Investments in other entities	263	V.14	500,658,049,258	500,658,049,258
4. Provision for losses on long-term investments in other entities (*)	264		-	-
5. Held-to-maturity investments	265		-	-
6. Provision for long-term held-to-maturity investments (*)	266		-	-
VI. Other non-current assets	270		17,432,128,280	18,335,718,894
1. Long-term prepaid expenses	271	V.08b	17,432,128,280	18,335,718,894
2. Deferred income tax assets	272		-	-
3. Long-term components and spare parts	273		-	-
4. Other non-current assets	274		-	-
5. Goodwill	275		-	-
TOTAL ASSETS (270 = 100 + 200)	280		10,459,317,364,613	10,332,808,829,278
C. LIABILITIES	300		2,290,718,952,689	2,268,499,437,236
I. Current liabilities	310		1,120,688,262,613	952,508,952,111
1. Short-term trade payables	311	V.15a	59,679,535,722	81,308,363,062
2. Short-term advances from customers	312	V.16	10,410,803,534	9,503,959,591
3. Payable for Dividends, Profits	313	V.17	262,844,131,445	262,867,811,245
4. Short-term taxes and other obligations to the State Budget	314	V.18	28,955,406,493	84,025,863,863
5. Payables to employees	315	V.19	9,503,535,722	11,811,016,665
6. Short-term accrued expenses	316	V.20	279,588,215,459	268,610,866,574
7. Short-term inter-company payables	317		-	-
8. Payables under short-term construction contracts	318		-	-
9. Short-term unearned revenue	319		63,456,925	43,408,146
10. Other short-term payables	320	V.22a	86,445,850,689	85,318,612,369
11. Short-term borrowings and financial leases	321	V.23a	330,537,047,420	85,866,074,487
12. Provisions for short-term payables	322		-	-

100
CÔ
CÔ
ÁT TR
KỶ
U LỢI



ITEMS	CODE	Note	ENDING BALANCE	BEGINNING BALANCE
13. Bonus and welfare funds	323	V.24	52,660,279,204	63,152,976,109
14. Price stabilization fund	324		-	-
15. Trading Government bonds	325		-	-
II. Non-current liabilities	330		1,170,030,690,076	1,315,990,485,125
1. Long-term trade payables	331	V.15b	-	-
2. Long-term advances from customers	332		-	-
3. Long-term taxes and other obligations to the State Budget	333		-	-
4. Long-term accrued expenses	334		-	-
5. Inter-company payables for working capital	335		-	-
6. Long-term inter-company payables	336		-	-
7. Long-term unearned revenue	337	V.21b	105,252,426,209	113,175,511,721
8. Other long-term payables	338	V.22b	421,047,900	12,421,047,900
9. Long-term borrowings and financial leases	339	V.23b	1,064,357,215,967	1,190,393,925,504
10. Convertible bonds	340		-	-
11. Preferred shares	341		-	-
12. Deferred income tax liability	342		-	-
13. Provisions for long-term payables	343		-	-
14. Science and technology development fund	344		-	-
D. OWNER'S EQUITY	400	V.25	8,168,598,411,924	8,064,309,392,042
1. Owner's capital	411		6,295,806,400,000	8,064,309,392,042
- Ordinary shares carrying voting rights	411A		6,295,806,400,000	6,295,806,400,000
- Preferred shares	411B		-	-
2. Share premiums	412		211,326,226,000	211,326,226,000
3. Bond conversion options	413		-	-
4. Other sources of capital	414		10,801,285,907	10,801,285,907
5. Treasury shares	415		-	-
6. Differences on asset revaluation	416		-	-
7. Foreign exchange differences	417		-	-
8. Investment and development fund	418		759,779,773,033	766,316,976,424
9. Other funds belonging to equity capital	419		-	-
10. Retained earnings	420		890,884,726,984	780,058,503,711
- Retained earnings accumulated to the end of the previous period	420A		786,595,707,102	780,058,503,711
- Retained earnings of the current period	420B		104,289,019,882	-
TOTAL OWNER'S EQUITY AND LIABILITIES (440 = 300 + 400)	440		10,459,317,364,613	10,332,808,829,278

Preparer



Luong Thi Ngoc Trinh

Chief Accountant



Bui Thi Thuy



CONSOLIDATED INCOME STATEMENT

For the 1th quarter of 2026


Unit: VND

Items	Code	Note	1st quarter of 2026	1st quarter of 2025	Accumulated to 2026	Accumulated to 2025
1. Revenue from sales of goods and provisions of services	01	VI.1	279,543,625,153	155,686,372,156	279,543,625,153	155,686,372,156
2. Revenue deductions	02	VI.2	26,011,705,084	6,055,724,880	26,011,705,084	6,055,724,880
3. Net revenue (10=01-02)	10		253,531,920,069	149,630,647,276	253,531,920,069	149,630,647,276
4. Cost of sales	11	VI.3	120,992,468,555	64,030,140,627	120,992,468,555	64,030,140,627
5. Gross profit (20=10-11)	20		132,539,451,514	85,600,506,649	132,539,451,514	85,600,506,649
6. Profit/loss on the sale or disposal of investment property	21		-	-	-	-
7. Financial income	22	VI.4	21,975,029,172	375,044,889	21,975,029,172	375,044,889
8. Financial expenses	23	VI.5	16,952,340,214	9,258,830,078	16,952,340,214	9,258,830,078
- In which: Loan interest expenses	24		11,366,780,762	9,255,891,517	11,366,780,762	9,255,891,517
9. Gain/loss in associates, joint ventures	25	VI.6	16,211,657,262	7,068,226,811	16,211,657,262	7,068,226,811
10. Selling expenses	26	VI.7	11,122,024,706	9,425,641,376	11,122,024,706	9,425,641,376
11. General and administration expenses	27	VI.8	18,472,850,010	18,154,826,870	18,472,850,010	18,154,826,870
12. Net operating profit(30=20+21+25+(22-23)-(26+27))	30		124,178,923,018	56,204,480,025	124,178,923,018	56,204,480,025
13. Other income	31		3,239,363,415	2,692,324,099	3,239,363,415	2,692,324,099
14. Other expenses	32		1,547,276,236	3,942,624,561	1,547,276,236	3,942,624,561
15. Other profit/(loss) (40=31-32)	40		1,692,087,179	(1,250,300,462)	1,692,087,179	(1,250,300,462)
16. Total accounting profit before tax (50=30+40)	50		125,871,010,197	54,954,179,563	125,871,010,197	54,954,179,563
17. Current income tax	51	V.17	21,581,990,315	9,497,084,945	21,581,990,315	9,497,084,945
18. Deferred income tax	52		-	-	-	-
19. Profit after tax (60=50-51-52)	60		104,289,019,882	45,457,094,618	104,289,019,882	45,457,094,618
20. Profit after tax of the Parent Company	61		104,289,019,882	45,457,094,618	104,289,019,882	45,457,094,618
21. Profit after tax of non-controlling shareholders	62		-	-	-	-
22. Basic earnings per share	70	VI.9	203	111	203	111
23. Diluted earnings per share	71		203	111	203	111

Profit after tax for the 1st quarter of 2026 increase by 129% as compared to that of the same period of the previous year. The reason is as follows:

In the 1st quarter of 2026, the total operating revenue increased by 85% (mainly because sales of real estate increased by 3,418%) total costs increased by 61%. against those of the same period of the previous year, leading to a 129% decreased in profit after tax as compared to that of the 1st quarter of 2025.

Preparer



Luong Thi Ngoc Trinh

Chief Accountant



Bui Thi Thuy

Date: 24 April 2026
 Chief Executive Officer



Trinh Thanh Hung



BECAMEX INFRASTRUCTURE DEVELOPMENT JOINT STOCK COMP

No. 230 Binh Duong Avenue, Phu Loi Ward, Ho Chi Minh City, Viet Nam

Tax code: 3700805566

CONSOLIDATED CASH FLOW STATEMENT

(Indirect method)

For the 1th quarter of 2026

Unit: VND

ITEMS	Code	Note	Accumulated to 2026	Accumulated to 2025
I. Cash flows from operating activities				
1. Profit before tax	01		125,871,010,197	54,954,179,563
2. Adjustments:			-	-
- Depreciation and amortization of fixed assets and investment properties	02	V9,10,11	16,253,339,812	16,176,314,402
- Provisions and allowances	03	V.14	29,476,512	(1,452,655)
- Exchange gain/(loss) due to revaluation of monetary items in foreign currencies	04		-	-
- Gain/(loss) from investing activities, finance	05	VI.4	(22,040,602,327)	(75,795,048)
- Loan interest expenses	06	VI.5	11,366,780,762	8,990,406,585
- Others	07		-	-
3. Operating profit before changes of working capital	08		131,480,004,956	80,043,652,847
- Increase/(decrease) of receivables	09		(199,258,939,306)	(13,193,536,905)
- Increase/(decrease) of inventories	10		(42,977,930,602)	(18,533,737,559)
- Increases and decreases in payables (excluding interest payable and corporation tax payable)	11		53,136,234,346	29,329,031,492
- Increase/(decrease) of prepaid expenses	12		2,476,779,431	1,999,077,431
- Increase/(decrease) of trading securities	13		-	-
- Interest paid	14	V23,V1.5	(11,181,998,927)	(10,691,002,403)
- Corporate income tax paid	15	V.18	(44,958,091,641)	(20,203,187,700)
- Other cash inflows	16		-	-
- Other cash outflows	17	V.24	(10,492,696,905)	(6,947,278,043)
Net cash flows from operating activities	20		(121,776,638,648)	41,803,019,160
			-	-
II. Cash flows from investing activities				
1. Purchases and construction of fixed assets and other non-current assets	21	V9,10,11	(4,970,627,092)	(6,653,971,892)
2. Proceeds from disposals of fixed assets and other non-current assets	22		147,936,363	-
3. Cash outflow for lending, buying debt instruments of other entities	23		(8,200,000,000)	-
4. Cash recovered from lending, selling debt instruments of other entities	24		(91,200,000,000)	-
5. Investments in other entities	25	V.14	-	(5,000,000,000)
6. Withdrawals of investments in other entities	26	V.14	-	-
7. Interest earned, dividends and profits received	27	V.5, VI.4	10,429,692,952	459,197,789
Net cash flows from investing activities	30		(93,792,997,777)	(11,194,774,103)
			-	-
III. Cash flows from financing activities				
1. Proceeds from issuing stocks and capital contributions from owners	31	V.25	-	-
2. Repayment for capital contributions and re-purchases			-	-




ITEMS	Code	Note	Accumulated to 2026	Accumulated to 2025
of stocks already issued	32		-	-
3. Proceeds from borrowings	33	V.23	155,704,614,987	64,611,044,862
4. Repayment for loan principal	34	V.23	(37,070,351,591)	(82,869,081,901)
5. Payments for financial lease principal	35		-	-
6. Dividends and profit paid to the owners	36	V.17	(23,679,800)	(408,989,000)
<i>Net cash flows from financing activities</i>	<i>40</i>		<i>118,610,583,596</i>	<i>(18,667,026,039)</i>
			-	-
Net cash flows during the period	50		(96,959,052,829)	11,941,219,018
			-	-
Beginning cash and cash equivalents	60	V.1	923,215,618,792	79,913,898,794
			-	-
Effects of fluctuations in foreign exchange rates	61		-	-
			-	-
Ending cash and cash equivalents	70	V.1	826,256,565,963	91,855,117,812

Preparer



Luong Thi Ngoc Trinh

Chief Accountant



Bui Thi Thuy

Date: 24 April 2026
 Chief Executive Officer
 CÔNG TY
 CỔ PHẦN
 PHÁT TRIỂN HÀ TĂNG
 KỸ THUẬT
 P. PHU LỘC - TP. HỒ CHÍ MINH



Trinh Thanh Hung



BECAMEX INFRASTRUCTURE DEVELOPMENT JOINT STOCK COMPANY

Address: No. 230 Binh Duong Avenue, Phu Loi Ward, Ho Chi Minh City, Viet Nam

FINANCIAL STATEMENTS

For the 1st quarter of 2026

NOTES TO THE CONSOLIDATED FINANCIAL STATEMENTS

For the 1st quarter of 2026

I. GENERAL INFORMATION

1. Ownership form

Becamex Infrastructure Development Joint Stock Company (hereinafter referred to as “the Company” or “the Parent Company”) is a joint stock company.

2. Operating fields

The Company’s operating fields are servicing, trading real estate and construction.

3. Principal business activities

The Company’s principal business activities are: to maintain, repair and operate toll stations; to construct civil and industrial works; to provide real estate brokerage, valuation, trading floor, consultancy, auction, advertising, management and trading services.

4. Normal operating cycle

Normal operating cycle of the Company is within 12 months. Particularly, the operating cycle of real estate projects depends on each business plan.

5. Structure of the Group

The Group includes the Parent Company and 3 subsidiaries under the control of the Parent Company. All subsidiaries are consolidated in the Consolidated Financial Statements.

5a. Information on the Group’s restructuring

During the period, the Group has no additional acquisition, liquidation or divestment at its subsidiaries.

5b. List of subsidiaries to be consolidated

Subsidiaries	Address	Principal business activities	Benefit rate		Voting rate	
			Ending balance	Beginning balance	Ending balance	Beginning balance
Becamex Hospitality Company Limited	Becamex Hotel, No. 230 Binh Duong Avenue, Phu Loi Ward, Ho Chi Minh City	Operating restaurants and providing catering, event organization, hotel services, acting as an airline and train ticket agent	100%	100%	100%	100%
IJC Construction One Member Limited Company	Becamex Tower, No. 230 Binh Duong Avenue, Phu Loi Ward, Ho Chi Minh City	Business activities include construction, building management, and real estate operation	100%	100%	100%	100%
WTC Binh Duong One Member Company Limited	B11, Hung Vuong Street, Binh Duong Ward, Ho Chi Minh City	Providing management consultancy, advertising, organizing trade introduction and promotion	100%	100%	100%	100%



BECAMEX INFRASTRUCTURE DEVELOPMENT JOINT STOCK COMPANY

Address: No. 230 Binh Duong Avenue, Phu Loi Ward, Ho Chi Minh City, Viet Nam

FINANCIAL STATEMENTS

For the 1st quarter of 2026

Notes to the Consolidated Financial Statements (cont.)

5c. Associate

Associate	Address	Principal business activities	Capital contribution rate	Benefit rate	Voting rate
Becamex Binh Phuoc Infrastructure Development Joint Stock Company	National Highway 14, Group 8, Quarter 3, Chon Thanh Town, Dong Nai Province.	Investing and trading in real estate	40.33%	40.33%	40.33%
Ho Chi Minh City – Thu Dau Mot – Chon Thanh Expressway Joint Stock Company	WTC Tower, No 01, Hung Vuong Street, Binh Duong, Hồ Chí Minh City.	Road construction	20%	20%	20%
Ho Chi Minh City Ring road 4 Joint stock company	WTC Tower, No 01, Hung Vuong Street, Binh Duong, Hồ Chí Minh City.	Road construction	36%	36%	36%

6. Statement of information comparability on the Consolidated Financial Statements

The corresponding figures of the previous period can be comparable with figures of the current period.

7. Headcount

As of the balance sheet date, the Group's headcount is 696 (headcount at the beginning of the year: 775).

II. FISCAL YEAR AND ACCOUNTING CURRENCY

1. Fiscal year

The fiscal year of the Group is from 01 January to 31 December annually.

2. Accounting currency unit

The accounting currency unit is Vietnamese Dong (VND) because the Group's transactions are primarily made in VND.

III. ACCOUNTING STANDARDS AND SYSTEM

1. Accounting System

The Group applies the Vietnamese Accounting Standards, the Vietnamese Enterprise Accounting System, which were issued together with the Circular No. 99/2025/TT-BTC dated 27 November 2025 guiding the Vietnamese Enterprise Accounting System, the Circular No. 202/2014/TT-BTC dated 22 December 2014 guiding the preparation and presentation of the Consolidated Financial Statements as well as other Circulars guiding implementation of Vietnamese Accounting Standards of the Ministry of Finance in preparation and presentation of the Consolidated Financial Statements.

2. Statement of the compliance with the Accounting Standards and System

The Board of Directors ensures to follow all the requirements of the Vietnamese Accounting Standards, the Vietnamese Enterprise Accounting System, which were issued together with the Circular No. 99/2025/TT-BTC dated 27 November 2025, the Circular No. 202/2014/TT-BTC dated 22 December 2014 as well as other Circulars guiding the implementation of the Accounting



BECAMEX INFRASTRUCTURE DEVELOPMENT JOINT STOCK COMPANY

Address: No. 230 Binh Duong Avenue, Phu Loi Ward, Ho Chi Minh City, Viet Nam

FINANCIAL STATEMENTS

For the 1st quarter of 2026

Notes to the Consolidated Financial Statements (cont.)

Standards of the Ministry of Finance in preparation and presentation of the Consolidated Financial Statements.

IV. ACCOUNTING POLICIES

1. Accounting convention

All the Consolidated Financial Statements are prepared on the accrual basis (except for the information related to cash flows).

2. Consolidation bases

The Consolidated Financial Statements include the Financial Statements of the Parent Company and those of its subsidiaries. A subsidiary is an enterprise that is controlled by the Parent Company. The control exists when the Parent Company has the power to directly or indirectly govern the financial and operating policies of the subsidiary to obtain economic benefits from its activities. In determining the control power, the potential voting right arising from options or debt and capital instruments that can be converted into common shares as of the balance sheet date should also be taken into consideration.

The financial performance of subsidiaries, which are bought or sold during the period, is included in the Consolidated Income Statement from the date of acquisition or until the date of selling investments in those subsidiaries.

The Financial Statements of the Parent Company and those of subsidiaries used for consolidation are prepared in the same accounting period and apply consistently accounting policies to the same types of transactions and events in similar circumstances. In the case that the accounting policy of a subsidiary is different from the accounting policy applied consistently in the Group, the Financial Statements of that subsidiary will be properly adjusted before being used for the preparation of the Consolidated Financial Statements.

Intra-group balances in the Balance Sheet and intra-group transactions and unrealized profits resulting from these transactions must be completely eliminated. Unrealized losses resulting from intra-group transactions are also eliminated unless costs cannot be recovered.

Benefits of non-controlling shareholders reflect profit or loss and net assets of subsidiary, which are not held by the Group and presented in a separate item of the Consolidated Income Statement and Consolidated Balance Sheet (classified under owner's equity). Benefits of non-controlling shareholders include the values of their non-controlling benefits at the initial date of business combination and those arise within the ranges of changes in owner's equity from the date of business combination. The losses arising in the subsidiaries are attributed equally to the ownership rate of non-controlling shareholders, even if such losses are higher than the interest owned by these shareholders in net assets of the subsidiaries.

3. Foreign currency transactions

Transactions in foreign currencies are converted at the actual exchange rates ruling as of the transaction dates. The ending balances of monetary items in foreign currencies are converted at the actual exchange rates ruling as of the balance sheet date.

Foreign exchange differences arisen from foreign currency transactions during the period shall be included into financial income or financial expenses. Foreign exchange differences due to the revaluation of ending balances of the monetary items in foreign currencies after offsetting their positive differences against negative differences shall be included into financial income or financial expenses.



BECAMEX INFRASTRUCTURE DEVELOPMENT JOINT STOCK COMPANY

Address: No. 230 Binh Duong Avenue, Phu Loi Ward, Ho Chi Minh City, Viet Nam

FINANCIAL STATEMENTS

For the 1st quarter of 2026

Notes to the Consolidated Financial Statements (cont.)

The exchange rate used to convert foreign currency transactions is the actual exchange rate ruling as at the time of these transactions. The actual exchange rates applied to foreign currency transactions are as follows:

- For the foreign currency trading contract (including spot contract, forward contract, future contract, option contract, currency swap): the exchange rate stipulated in the contracts of trading foreign currency between the Group and the Bank.
- For capital contribution made or received: the buying rate of the bank where the Group opens its account to receive capital contributed from investors as of the date of capital contribution.
- For receivables: the buying rate ruling as at the time of transaction of the commercial bank where the Group designates the customers to make payments.
- For payables: the selling rate ruling as at the time of transaction of the commercial bank where the Group supposes to make payments.
- For acquisition of assets or immediate payments in foreign currency (not included into payable accounts): the buying rate of the commercial bank where the Group makes payments.

The exchange rate used to re-evaluate the ending balances of monetary items in foreign currencies which only include cash in foreign currencies is the buying rate of Joint Stock Commercial Bank for Investment and Development of Vietnam (BIDV) where the Group frequently conducts transactions.

4. Cash and cash equivalents

Cash includes cash on hand and demand deposits in banks. Cash equivalents are short-term investments of which the due dates do not exceed 3 months from the dates of the investments that are readily convertible into known amounts of cash and that are subject to an insignificant risk of change in value as of the balance sheet date.

5. Financial investments

The Group's financial investments only include held-to-maturity investments.

Investments are classified as held-to-maturity investments that the Group intends and is able to hold to maturity. Held-to-maturity investments include term deposits (including debentures and promissory note), bonds, preferred shares that the issuer are required to re-purchase at a certain date in the future and held-to-maturity loans for the purpose of receiving periodical interest as well as other held-to-maturity investments.

Held-to-maturity investments are initially recognized at cost including the purchase cost and other transaction costs. After initial recognition, these investments are recorded at recoverable value. Interest from these held-to-maturity investments after acquisition date is recognized in the profit or loss on the basis of the interest income to be received. Interests arising prior to the Group's acquisition of held-to-maturity investments are deducted to the costs as at the acquisition time.

When there is reliable evidence proving that a part or the whole investment cannot be recovered and the loss are reliably determined, the loss is recognized as financial expenses during the period while the investment value is derecognized.

Investments in associates

An associate is an entity which the Group has significant influence but not the control to govern the financial and operating policies. Significant influence is the right to participate in making the associate's financial and operating policies but not control those policies.



BECAMEX INFRASTRUCTURE DEVELOPMENT JOINT STOCK COMPANY

Address: No. 230 Binh Duong Avenue, Phu Loi Ward, Ho Chi Minh City, Viet Nam

FINANCIAL STATEMENTS

For the 1st quarter of 2026

Notes to the Consolidated Financial Statements (cont.)

Investments in associates are recorded as in the owner's equity method. Accordingly, the investment into associate is initially recorded at costs on the Consolidated Financial Statements and then adjusted for the post acquisition change in the Group's share of net assets of the associate. If the Group's share of loss of an associate exceeds or equals the carrying amount of an investment, the investment is then reported at nil (0) value on the Consolidated Financial Statements, except when the Group has obligations to pay on behalf of the associate to satisfy obligations of the associate.

The Financial Statements of the associate are prepared for the accounting period that is the same with the Consolidated Financial Statements of the Group. In the case that the accounting policy of an associate is different from the accounting policy applied consistently in the Group, the Financial Statements of that associate will be properly adjusted before being used for the preparation of the Consolidated Financial Statements. Unrealized profits/(losses) arising from transactions with associates are eliminated in proportion to the amount under the Group's ownership in the preparation of the Consolidated Financial Statements.

6. Receivables

Receivables are recognized at the carrying amounts less allowances for doubtful debts.

The classification of receivables as trade receivables and other receivables is made according the following principles:

- Trade receivables reflect receivables concerning the commercial nature arising from purchase and sale transactions between the Group and customers who are independent to the Group.
- Other receivables reflect receivables not concerning the commercial nature and irrelevant to purchase and sale transactions.

Allowance is made for each doubtful debt on the basis of estimated loss.

Increases/(decreases) in the obligatory allowance for doubtful debts as of the balance sheet date are recorded into general and administration expenses.

7. Inventories

Inventories are recognized at the lower of cost or net realizable value.

Cost of inventories is determined as follows:

- For materials and merchandises: Costs comprise costs of purchases and other directly relevant costs incurred in bringing the inventories to their present location and conditions.
- Work-in-process: Costs comprise costs for land use right, construction costs, direct costs and general costs arising for the property investment and construction.
- For real estate: Costs comprise all costs directly relevant to the investment and construction of real estate to make the real estate ready for sale.

Stock-out costs are determined in accordance with the first-in first-out method and recorded in line with the perpetual method.

Net realizable value is the estimated selling price of inventories in the ordinary course of business less the estimated costs of completion and the estimated costs necessary to make the sale.

Allowance for devaluation of inventories is recognized for each type of inventories when their costs are higher than their net realizable values. For services in progress, allowance is recognized for each type of services at their own specific prices. Increases/(decreases) in the obligatory



55
3 TY
PHAI
EN H
THU
TP.H

BECAMEX INFRASTRUCTURE DEVELOPMENT JOINT STOCK COMPANY

Address: No. 230 Binh Duong Avenue, Phu Loi Ward, Ho Chi Minh City, Viet Nam

FINANCIAL STATEMENTS

For the 1st quarter of 2026

Notes to the Consolidated Financial Statements (cont.)

allowance for devaluation of inventories as of the balance sheet date are recorded into costs of sales.

8. Prepaid expenses

Prepaid expenses comprise actual expenses incurred and relevant to financial performance in several fiscal years. Prepaid expenses of the Group mainly include tools, payments incurred for National Highway 13 maintenance and repair, and other repair expenses. These prepaid expenses are allocated over the prepayment period or period of corresponding economic benefits generated from these expenses.

Tools

Expenses of tools being put into use are allocated into expenses in accordance with the straight-line method for the maximum period of 3 years.

Payments incurred for National Highway 13 maintenance and repair

Payments incurred for National Highway 13 maintenance and repair are allocated into expenses over the estimated useful lives.

Automatic toll collection devices

Expenses of automatic toll collection devices are allocated into expenses for the maximum period of 3 years.

Repair expenses

Other repair expenses are allocated into expenses over the estimated useful lives.

9. Operating leased assets

A lease is classified as an operating lease if it transfers substantially all the risks and rewards incident to ownership belonging to the lessor. The lease expenses are allocated in the Group's operation costs in accordance with the straight-line method over the lease term and do not depend on the method of lease payment.

10. Tangible fixed assets

Tangible fixed assets are determined by their historical costs less accumulated depreciation. Historical costs of tangible fixed assets include all the expenses paid by the Group to bring the asset to its working condition for its intended use. Other expenses arising subsequent to initial recognition are included into historical costs of fixed assets only if it can be clearly demonstrated that the expenditure has resulted in future economic benefits expected to be obtained from the use of these assets. Those which do not meet the above conditions will be recorded into operation costs during the period.

When a tangible fixed asset is sold or disposed, its historical cost and accumulated depreciation are written off, then any gain or loss arising from such disposal is included in the income or the expenses during the period.

Tangible fixed assets are depreciated in accordance with the straight-line method over their estimated useful lives. The depreciation years applied are as follows:

<u>Fixed assets</u>	<u>Years</u>
Buildings and structures	05 - 50
Machinery and equipment	05 - 10
Vehicles	06 - 10
Office equipment	05 - 10



BECAMEX INFRASTRUCTURE DEVELOPMENT JOINT STOCK COMPANY

Address: No. 230 Binh Duong Avenue, Phu Loi Ward, Ho Chi Minh City, Viet Nam

FINANCIAL STATEMENTS

For the 1st quarter of 2026

Notes to the Consolidated Financial Statements (cont.)

11. Intangible fixed assets

Intangible fixed assets are determined by their initial costs less accumulated amortization.

Initial costs of intangible fixed assets include all the costs paid by the Group to bring the asset to its working condition for its intended use. Other costs relevant to intangible fixed assets arising subsequent to initial recognition are included into operation costs during the period only if these costs are associated with a specific intangible fixed asset and result in future economic benefits expected to be obtained from the use of these assets.

When an intangible fixed asset is sold or disposed, its initial costs and accumulated amortization are written off, then any gain or loss arising from such disposal is included in the income or the expenses during the period.

The Group's intangible fixed assets include:

Research and development costs

Research costs which are spent for the purpose of obtaining new scientific or technical knowledge and understandings are included into the Group's expenses when these costs are incurred.

Development costs related to the application of research findings to a plan or design for the production of new or substantially renovated products prior to the commencement of commercial production or use are capitalized if, and only if, the Group can demonstrate all of the followings:

- the technical feasibility of completing the intangible asset so that it will be available for intended use or sale.
- the Group's intention to complete the intangible asset and use or sell it.
- the Group's ability to use or sell that intangible asset.
- the intangible asset will generate probable future economic benefits.
- the availability of adequate technical, financial and other resources to complete the development and to use or sell the intangible asset.
- the Group's ability to measure reliably the expenditure attributable to the intangible asset during its development.

Development costs capitalized include material costs, direct labor costs, directly attributable costs to generate intangible asset, and part of general expenses which are reasonably and consistently allocated. Other development costs are included into expenses as actually incurred.

Development costs capitalized are amortized in accordance with the straight-line method in 10 years.

Computer software

Expenses attributable to computer software, which is not a part associated with the relevant hardware, will be capitalized. Costs of computer software include all the expenses paid by the Group until the date the software is put into use. Computer software is amortized in accordance with the straight-line method from 5 to 8 years.

12. Investment properties

Investment property is property which is land use right, a building or part of a building, infrastructure held by the Group or by the lessee under a finance lease to earn rentals or for capital appreciation. Investment properties are measured at their historical costs less accumulated depreciation. Historical cost includes all the expenses paid by the Group or the fair value of other considerations given to acquire the assets up to the date of its acquisition or construction.



BECAMEX INFRASTRUCTURE DEVELOPMENT JOINT STOCK COMPANY

Address: No. 230 Binh Duong Avenue, Phu Loi Ward, Ho Chi Minh City, Viet Nam

FINANCIAL STATEMENTS

For the 1st quarter of 2026

Notes to the Consolidated Financial Statements (cont.)

Expenses related to investment property arising subsequent to initial recognition should be added to the historical cost of the investment property when it is probable that future economic benefits, in excess of the originally assessed standard of performance of the existing investment property, will flow to the Group.

When the investment property is sold or disposed, its historical cost and accumulated depreciation are written off, then any gain or loss arising from such disposals is included in the income or the expenses during the period.

The transfer from owner-occupied property or inventories into investment property shall be made when, and only when, there is a change in use evidenced by the end of owner-occupation and the commencement of an operating lease to another party or the end of construction. The transfer from investment property to owner-occupied property or inventories shall be made when, and only when, there is a change in use evidenced by the commencement of owner-occupation or the commencement of development with a view to sale. The transfer from investment property to owner-occupied property or inventories does not change the historical cost or net book value of investment property at the date of transfer.

Investment property for lease is depreciated in accordance with the straight-line method over their estimated useful lives. The depreciation years of the investment property are 50 years.

13. Construction-in-progress

Construction-in-progress reflects the expenses (including relevant loan interest expenses following the accounting policies of the Group) directly attributable to assets under construction, machinery and equipment under installation for purposes of production, leasing and management as well as the repair of fixed assets in progress. These assets are recorded at historical costs and not depreciated.

14. Business combination and goodwill

The business combination is accounted by applying acquisition method. The costs of business combination include the fair values as at the acquisition date of the exchanged assets, the incurred or assumed liabilities as well as the equity instruments issued by the Group in exchange for control of the acquiree, plus any cost directly attributable to the business combination. The acquired assets, the identifiable and contingent liabilities assumed from the business combination are recognized at their fair values as at the acquisition date.

If the business combination covers some accounting periods, the cost of business combination equals the total investment made at the date of obtaining the control of subsidiaries plus the amount of previous investments which are re-evaluated at fair value as at the date of obtaining the control of subsidiaries. The difference between the re-evaluated amount and the cost of investment shall be recorded in the financial performance provided that the Group does not have any significant influence on subsidiaries prior the date of obtaining the control and the investment in subsidiaries is presented in line with the cost method. In case where the Group has significant influence on the subsidiaries prior the date of obtaining the control the investment in subsidiaries is presented in line with the equity method, the difference between the re-evaluated amount and the cost of investment determined in line with the equity method shall be recorded in the financial performance; and the difference between the investment determined in line with the equity method and the cost of investment shall be directly recorded in "Retained earnings" of the Consolidated Balance Sheet.

The excess of the cost of business combination over the ownership share of the Group in the net fair value of the assets, the identifiable and contingent liabilities of acquiree which are recognized at the date obtaining the control of subsidiaries is recognized as goodwill. If the ownership share of



080
CÔNG
CỐ
HÀ T
K
PHU L

BECAMEX INFRASTRUCTURE DEVELOPMENT JOINT STOCK COMPANY

Address: No. 230 Binh Duong Avenue, Phu Loi Ward, Ho Chi Minh City, Viet Nam

FINANCIAL STATEMENTS

For the 1st quarter of 2026

Notes to the Consolidated Financial Statements (cont.)

the Group in the net fair value of the assets, the identifiable and contingent liabilities of acquiree which are recognized at the date of obtaining the control of subsidiaries exceeds the cost of business combination, the difference will be included in the financial performance.

The goodwill is allocated according the straight-line method in 10 years. When there is evidence that goodwill loss is more than the allocated amount, the allocated amount during the period is the loss incurred.

The benefit of non-controlling shareholders as at the date of business combination is initially measured on the basis of the ownership share of non-controlling shareholders in the fair values of the assets, the liabilities and the inherent liabilities recognized.

15. Contractual arrangement

Jointly controlled operations

In respect of its interests in operations controlled by one party which then shall distribute profit after tax and in jointly controlled operations, the Group shall recognize in its Consolidated Financial Statements:

- the Group earns from the sale of goods or services by the joint venture.
- the expenses that the Group incurs.

16. Payables and accrued expenses

Payables and accrued expenses are recorded for the amounts payable in the future associated with the goods and services received. Accrued expenses are recorded based on reasonable estimates for the amounts payable.

The classification of payables as trade payables, accrued expenses and other payables is made on the basis of following principles:

- Trade payables reflect payables of commercial nature arising from the purchase of goods, services, or assets, of which the seller is an independent entity with the Group.
- Accrued expenses reflect expenses for goods, services received from suppliers or supplied to customers but have not been paid, invoiced or lack of accounting records and supporting documents; pay on leave payable to employees; and accrual of operation expenses.
- Other payables reflect payables of non-commercial nature and irrelevant to purchase, sales of goods or provisions of services.

The payables and accrued expenses are classified as short-term and long-term items in the Consolidated Balance Sheet on the basis of their remaining term as of the balance sheet date.

17. Ordinary bonds

Ordinary bonds are bonds that cannot be converted into shares.

The carrying value of ordinary bonds is reflected on the net value of the face value minus discount and plus bond premium.

Bond issuance costs are gradually allocated in alignment with the term of bonds using either the straight-line method or the effective interest rate and recognized into financial expenses or capitalized.

18. Owner's equity

Owner's capital

Owner's capital is recorded according to the actual amounts invested by shareholders of the Company.



BECAMEX INFRASTRUCTURE DEVELOPMENT JOINT STOCK COMPANY

Address: No. 230 Binh Duong Avenue, Phu Loi Ward, Ho Chi Minh City, Viet Nam

FINANCIAL STATEMENTS

For the 1st quarter of 2026

Notes to the Consolidated Financial Statements (cont.)

Share premiums

Share premiums are recorded in accordance with the difference between the issuance price and face value upon the IPO, additional issue or the difference between the re-issuance price and carrying value of treasury shares and the equity component of convertible bonds upon maturity date. Expenses directly related to the additional issue of shares and the re-issuance of treasury shares are recorded as a decrease in share premiums.

19. Profit distribution

Profit after tax is distributed to the shareholders after appropriation for funds under the Charter of the Company as well as legal regulations and approved by the General Meeting of Shareholders.

The distribution of profits to the shareholders is made with consideration toward non-cash items in the retained earnings that may affect cash flows and payment of dividends such as profit due to revaluation of assets contributed as investment capital, profit due to revaluation of monetary items, financial instruments and other non-cash items.

Dividends are recorded as payables upon approval of the General Meeting of Shareholders.

20. Recognition of sales and income

Sales of merchandises

Sales of merchandises shall be recognized when all of the following conditions are satisfied:

- The Group transfers most of risks and benefits incident to the ownership of merchandises to customers.
- The Group retains neither continuing managerial involvement to the degree usually associated with ownership nor effective control over the merchandises sold.
- The amount of sales can be measured reliably. When the contracts stipulate that buyers have the right to return merchandises purchased under specific conditions, sales are recorded only when those specific conditions are no longer exist and buyers retains no right to return merchandises (except for the case that such returns are in exchange for other goods or services).
- The Group received or shall probably receive the economic benefits associated with sale transactions.
- The cost incurred or to be incurred in respect of the sale transaction can be measured reliably.

Sales of service provision

Sales of service provision shall be recognized when all of the following conditions are satisfied:

- The amount of sales can be measured reliably. When the contract stipulates that the buyer is entitled to return the services provided under specific conditions, sales is recognized only when these specific conditions are no longer existed and the buyer is not entitled to return the services provided.
- The Group received or shall probably receive the economic benefits associated with the provision of services.
- The stage of completion of the transaction at the end of reporting period can be measured reliably.
- The costs incurred for the transaction and the costs to complete the transaction can be measured reliably.

In the case that the services are provided in several accounting periods, the determination of sales is done on the basis of the volume of work done as of the balance sheet date.



BECAMEX INFRASTRUCTURE DEVELOPMENT JOINT STOCK COMPANY

Address: No. 230 Binh Duong Avenue, Phu Loi Ward, Ho Chi Minh City, Viet Nam

FINANCIAL STATEMENTS

For the 1st quarter of 2026

Notes to the Consolidated Financial Statements (cont.)

Sales of real estate

Sales of real estate that invested by the Group shall be recognized when all of the following conditions are satisfied:

- real estate is fully completed and handed over to the buyers, and the Group transfers most of risks and benefits incident to the ownership of real estate to the buyer.
- the Group retains neither continuing managerial involvement to the degree usually associated with ownership nor effective control over the real estate sold.
- the amount of sales can be measured reliably.
- the Group received or shall probably receive the economic benefits associated with the transaction.
- the costs incurred or to be incurred in respect of the transaction can be measured reliably.

In case the customer has the right to complete the property interiors and the Company completes the property interiors correctly to the designs, models as requested by customer under a separate contract on interior completion, revenue is recognized upon the completion and handover of the main construction works to customers.

Sales of land plots with developed infrastructure

Sales of land plots with developed infrastructure are recognized when infrastructure construction is primarily completed and the land plots have been handed over to the customers.

Income from leasing operating assets

Income from leasing operating assets is recognized in accordance with the straight-line method during the lease term. Rentals received in advance for several periods are allocated to revenues in consistence with the lease term.

Interest

Interest is recorded on the basis of the term and the effective interest rate applied in each particular period.

21. Construction contract

Construction contract is a contract agreed for acquisition of an asset or combined assets closely relevant or mutually dependent on their design, technology, function or basic using purpose.

When the results of the contract implementation can be estimated reliably:

- For construction contracts in which the contractor is entitled to pay according to construction progress: revenue and expenses relevant to the contracts are recognized to corresponding completed assignment determined by the Group as of the balance sheet date.
- For construction contract in which the contractor is entitled to pay according to volume of work done: revenue and expenses relevant to the contracts are recognized to corresponding completed assignment confirmed by customer and are reflected in the invoices.

Increases/Decreases in construction volume, compensations and other receivables are only recognized into revenue when these are mutually agreed with the customer.

When the results of the contract implementation cannot be estimated reliably:

- Revenue is only recognized equivalent to the contract's expenses and the payment is relatively reliable.
- The contract's expenses are only recognized as the expenses when they occur.



BECAMEX INFRASTRUCTURE DEVELOPMENT JOINT STOCK COMPANY

Address: No. 230 Binh Duong Avenue, Phu Loi Ward, Ho Chi Minh City, Viet Nam

FINANCIAL STATEMENTS

For the 1st quarter of 2026

Notes to the Consolidated Financial Statements (cont.)

Difference between total accumulated revenue of construction contract recognized and the accumulated amount in the invoice of payment under the contract plan is recognized as receivable or payable under the contract plan.

22. Revenue deductions

Revenue deductions only include sales returns incurred in the same period of providing goods, merchandises, services in which revenues are derecognized.

In case of goods, merchandises, services provided in the previous periods but sales returns incurred in the current period, revenues are derecognized as follows:

- If sales returns incur prior to the release of the Consolidated Financial Statements, revenues are derecognized on the Consolidated Financial Statements of the current period.
- If sales returns incur after the release of the Consolidated Financial Statements, revenues are derecognized on the Consolidated Financial Statements of the following period.

23. Borrowing costs

Borrowing costs are interests and other costs that the Group directly incurs in connection with the borrowing.

Borrowing costs are recorded as an expense when it is incurred. In case the borrowing costs are directly attributable to the construction or the production of an asset in progress, which takes a substantial period of time (over 12 months) to get ready for intended use or sales of the asset, these costs will be included in the cost of that asset. To the extent that the borrowings are especially for the purpose of construction of fixed assets and investment properties, the borrowing cost is eligible for capitalization even if construction period is under 12 months. Incomes arisen from provisional investments as loans are recognized as a decrease in the costs of relevant assets.

In the event that general borrowings are partly used for the acquisition, construction or production of an asset in progress, the costs eligible for capitalization will be determined by applying the capitalization rate to average accumulated expenditure on construction or production of that asset. The capitalization rate is computed at the weighted average interest rate of the borrowings not yet paid during the period, except for particular borrowings serving the purpose of obtaining a specific asset.

24. Expenses

Expenses are those that result in outflows of the economic benefits and are recorded at the time of transactions or when incurrence of the transaction is reliable regardless of whether payment for expenses is made or not.

Expenses and their corresponding revenues are simultaneously recognized in accordance with matching principle. In the event that matching principle conflicts with prudence principle, expenses are recognized based on the nature and regulations of accounting standards in order to guarantee that transactions can be fairly and truly reflected.

25. Corporate income tax

Corporate income tax includes current income tax and deferred income tax.

Current income tax

Current income tax is the tax amount computed based on the taxable income. Taxable income is different from accounting profit due to the adjustments of temporary differences between tax and accounting figures, non-deductible expenses as well as those of non-taxable income and losses brought forward.



370
C
C
HAT
KY
YULON

BECAMEX INFRASTRUCTURE DEVELOPMENT JOINT STOCK COMPANY

Address: No. 230 Binh Duong Avenue, Phu Loi Ward, Ho Chi Minh City, Viet Nam

FINANCIAL STATEMENTS

For the 1st quarter of 2026

Notes to the Consolidated Financial Statements (cont.)

Deferred income tax

Deferred income tax is the amount of corporate income tax payable or refundable due to temporary differences between book values of assets and liabilities serving the preparation of the Financial Statements and the values for tax purposes. Deferred income tax liabilities are recognized for all the temporary taxable differences. Deferred income tax assets are recorded only when there is an assurance on the availability of taxable income in the future against which the temporarily deductible differences can be used.

Carrying values of deferred corporate income tax assets are considered as of the balance sheet date and will be reduced to the rate that ensures enough taxable income against which the benefits from part of or all of the deferred income tax can be used. Deferred corporate income tax assets, which have not been recorded before, are considered as of the balance sheet date and are recorded when there is certainly enough taxable income to use these unrecognized deferred corporate income tax assets.

Deferred income tax assets and deferred income tax liabilities are determined at the estimated rate to be applied in the year when the assets are recovered or the liabilities are settled based on the effective tax rates as of the balance sheet date. Deferred income tax is recognized in the Income Statement. In the case that deferred income tax is related to the items of the owner's equity, corporate income tax will be included in the owner's equity.

The Group shall offset deferred tax assets and deferred tax liabilities if:

- The Group has the legal right to offset current income tax assets against current income tax liabilities; and
- Deferred income tax assets and deferred income tax liabilities are relevant to corporate income tax which is under the management of one tax authority either:
 - Of the same subject to corporate income tax; or
 - The Group has intention to pay current income tax liabilities and current income tax assets on a net basis or recover tax assets and settle tax liability simultaneously in each future period to the extent that the majority of deferred income tax liabilities or deferred income tax assets are paid or recovered.

26. Related parties

A party is considered a related party of the Group in case that party is able to control the Group or to cause material effects on the financial decisions as well as the operations of the Group. A party is also considered a related party of the Group in case that party is under the same control or is subject to the same material effects.

Considering the relationship of related parties, the nature of relationship is focused more than its legal form.

27. Segment reporting

A business segment is a distinguishable component of the Group that is engaged in manufacturing or providing products or services and that is subject to risks and returns that are different from those of other business segments.

A geographical segment is a distinguishable component of the Group that is engaged in manufacturing or providing products or services within a particular economic environment and that is subject to risks and returns that are different from those of components operating in other economic environments.



BECAMEX INFRASTRUCTURE DEVELOPMENT JOINT STOCK COMPANY

Address: No. 230 Binh Duong Avenue, Phu Loi Ward, Ho Chi Minh City, Viet Nam

FINANCIAL STATEMENTS

For the 1st quarter of 2026**Notes to the Consolidated Financial Statements (cont.)**

The segment information is prepared and presented in conformity with the accounting policies applicable to the preparation and presentation of the Consolidated Financial Statements of the Group.

V. ADDITIONAL INFORMATION ON THE ITEMS OF THE CONSOLIDATED BALANCE SHEET**1. Cash and cash equivalents**

	<u>Ending balance</u>	<u>Beginning balance</u>
Cash on hand	2,220,899,487	1,746,214,772
Cash in banks	299,660,799,776	56,546,397,368
Cash in transit	63,097,988	79,139,364
Cash equivalents (bank deposits of which the principal maturity is from 3 months or less) ^(*)	524,311,768,712	864,843,867,288
Total	<u>826,256,565,963</u>	<u>923,215,618,792</u>

^(*) Of which, the deposit of VND 371,338,892,000 drawn from the account for charter capital increase in 2025 has been temporarily unused for the intended purpose of capital utilization under the issuance plan.

2. Held-to-maturity investments

This item reflects deposits of which the principal maturity is more than 3 months to 12 months.

Of which, the deposit of VND 554,789,438,000 drawn from the account for charter capital increase in 2025 has been temporarily unused for the intended purpose of capital utilization under the issuance plan.

3. Short-term/long-term trade receivables**3a. Short-term trade receivables**

	<u>Ending balance</u>		<u>Beginning balance</u>	
	Carrying amount	Allowance	Carrying amount	Allowance
Receivables from related parties	22,511,448,029	-	21,123,569,849	-
Becamex Investment and Industrial Development Group	13,111,440,817	-	12,500,037,064	-
My Phuoc Hospital Joint Stock Company	8,493,397,500	-	8,493,397,500	-
Becamex Tokyu Co., Ltd	178,983,051	-	98,886,694	-
Eastern International University	29,558,931	-	29,558,931	-
Becamex Binh Dinh Joint Stock Company	84,780,801	-	1,689,660	-
WTC Becamex One Member Company Limited	121,614,576	-	-	-
Receivables from other customers	552,102,177,050	5,136,162,271	523,843,369,395	5,217,772,279
Total	<u>574,613,625,079</u>	<u>5,136,162,271</u>	<u>544,966,939,244</u>	<u>5,217,772,279</u>



BECAMEX INFRASTRUCTURE DEVELOPMENT JOINT STOCK COMPANY

Address: No. 230 Binh Duong Avenue, Phu Loi Ward, Ho Chi Minh City, Viet Nam

FINANCIAL STATEMENTS

For the 1st quarter of 2026

Notes to the Consolidated Financial Statements (cont.)

3b. Long-term trade receivables

	Ending balance		Beginning balance	
	Carrying amount	Allowance	Carrying amount	Allowance
<i>Receivables from related parties</i>	<i>12,966,583,500</i>	-	<i>12,966,583,500</i>	-
Becamex Urban Development Joint Stock Company	11,437,719,000	-	11,437,719,000	-
My Phuoc Hospital Joint Stock Company	999,652,500	-	999,652,500	-
Becamex Investment and Industrial Development Group	529,212,000	-	529,212,000	-
<i>Receivables from other customers</i>	<i>942,977,306,672</i>	-	<i>929,034,380,925</i>	-
Ms. Nguyen Hoang Anh	182,012,090,000	-	196,013,020,000	-
Mr. Huynh Van Lieu	152,231,029,600	-	163,941,108,800	-
Other customer	608,734,187,072	-	569,080,252,125	-
Total	955,943,890,172	-	942,000,964,425	-

4. Short-term prepayments to suppliers

	Ending balance	Beginning balance
<i>Prepayments to related party</i>	<i>17,348,066,717</i>	<i>18.334.100.382</i>
Binh Duong Construction and Civil Engineering Joint Stock Company	15,411,155,221	15,411,155,221
Becamex Investment and Industrial Development Group	106,000,000	106,000,000
Tan Hao Phat Services and Construction Company Limited	1,830,911,496	2,816,945,161
<i>Prepayments to other suppliers</i>	<i>62,803,231,110</i>	<i>38,754.972,230</i>
Viettel Construction Joint Stock Corporation	15,588,574,980	19,313,770,793
Bach Cuong Construction and Trading Company Limited	3,887,193,620	5,618,489,773
Other suppliers	38,791,273,710	13,822,711,664
Total	75,615,109,027	57,089,072,612

5. Other receivables

5a. Other short-term receivables

	Ending balance		Beginning balance	
	Carrying amount	Recoverable amount	Carrying amount	Recoverable amount
<i>Receivables from related parties</i>	<i>28,361,672,237</i>	<i>28,361,672,237</i>	<i>27,732,246,054</i>	<i>27,732,246,054</i>
Becamex Investment and Industrial Development Group - Profit received for Becamex City Center project	27,652,555,042	27,652,555,042	27,652,555,042	27,652,555,042
Becamex Investment and Industrial Development Group - Land and house registration fees must be collected	485,917,195	485,917,195	-	-
Becamex Investment and	223,200,000	223,200,000	79,691,012	79,691,012



BECAMEX INFRASTRUCTURE DEVELOPMENT JOINT STOCK COMPANY

Address: No. 230 Binh Duong Avenue, Phu Loi Ward, Ho Chi Minh City, Viet Nam

FINANCIAL STATEMENTS

For the 1st quarter of 2026

Notes to the Consolidated Financial Statements (cont.)

	Ending balance		Beginning balance	
	Carrying amount	Recoverable amount	Carrying amount	Recoverable amount
Industrial Development Group - Management fee receivable				
Receivables from other organizations and individuals	29,575,957,289	29,575,957,289	13,553,735,230	13,553,735,230
Corporate income tax provisionally paid for the amount received in advance from the transfer of property	1,032,903,812	1,032,903,812	1,112,952,849	1,112,952,849
Bank deposit interests to be received	18,141,177,052	18,141,177,052	6,677,279,382	6,677,279,382
Advance to employees	550,028,264	550,028,264	510,302,056	510,302,056
Short-term deposits and mortgages	777,284,911	777,284,911	477,284,911	477,284,911
Other short-term receivables	9,074,563,250	9,074,563,250	4,775,916,032	4,775,916,032
Total	57,937,629,526	57,937,629,526	41,285,981,284	41,285,981,284

5b. Other long-term receivables

	Ending balance		Beginning balance	
	Carrying amount	Recoverable amount	Carrying amount	Recoverable amount
Receivables from related parties	726,300,000	726,300,000	726,300,000	726,300,000
Becamex Investment and Industrial Development Group - Deposit for project management and construction	210,100,000	210,100,000	210,100,000	210,100,000
Becamex Binh Phuoc Infrastructure Development Joint Stock Company - Deposit for leasing houses	516,200,000	516,200,000	516,200,000	516,200,000
Receivables from other organizations	433,000,000	433,000,000	383,000,000	383,000,000
Long-term deposits and mortgages	433,000,000	433,000,000	383,000,000	383,000,000
Total	1,159,300,000	1,159,300,000	1,109,300,000	1,109,300,000

6. Overdue debts

	Overdue period	Ending balance		Overdue period	Beginning balance	
		Original amount	Recoverable amount		Original amount	Recoverable amount
Receivables for sales of real estate	<i>Less than 6 months</i>	29,574,063,692	29,574,063,692	<i>Less than 6 months</i>	33,075,340,538	33,075,340,538
	<i>From 6 months to 1</i>	1,803,100,000	1,803,100,000	<i>From 6 months to 1</i>	10,545,703,273	10,545,703,273



BECAMEX INFRASTRUCTURE DEVELOPMENT JOINT STOCK COMPANY

Address: No. 230 Binh Duong Avenue, Phu Loi Ward, Ho Chi Minh City, Viet Nam

FINANCIAL STATEMENTS

For the 1st quarter of 2026

Notes to the Consolidated Financial Statements (cont.)

	Ending balance		Beginning balance			
	Overdue period	Original amount	Recoverable amount	Overdue period	Original amount	Recoverable amount
	<i>year</i>			<i>year</i>		
	<i>From 1 year to 2 years</i>	18,692,778,673	18,692,778,673	<i>From 1 year to 2 years</i>	18,012,547,000	18,012,547,000
	<i>From 2 years to 3 years</i>	40,112,536,250	40,112,536,250	<i>From 2 years to 3 years</i>	53,901,222,173	53,901,222,173
	<i>More than 3 years</i>	307,524,062,513	307,524,062,513	<i>More than 3 years</i>	304,372,881,940	304,372,881,940
Other organizations and individuals						
	<i>From 6 months to less than 1 year</i>	-	-	<i>From 6 months to less than 1 year</i>	56,338,400	39,436,880
	<i>From 1 year to less than 2 years</i>	600,000,000	270,523,488	<i>From 1 year to less than 2 years</i>	600,000,000	300,000,000
	<i>From 2 years to 3 years</i>	5,177,447,792	1,553,234,337	<i>From 2 years to 3 years</i>	5,311,997,792	1,593,599,337
	<i>More than 3 years</i>	1,182,472,304	-	<i>More than 3 years</i>	1,182,472,304	-
Total		404,666,461,224	399,530,298,953		427,058,503,420	421,840,731,141

7. Inventories

	Ending balance		Beginning balance	
	Original costs	Allowance	Original costs	Allowance
Materials and supplies	3,221,043,731	-	3,189,973,672	-
Tools	2,814,181,844	-	2,821,783,710	-
Work-in-process (*)	3,778,439,707,461	-	3,670,229,490,180	-
Real estate	8,145,846,190	-	8,728,309,398	-
Merchandises	1,452,975,421	-	1,498,034,761	-
Total	3,794,073,754,647	-	3,686,467,591,721	-

(*) Work-in-process mainly includes costs of construction works such as townhouses, commercial areas, villas, apartments, etc. This project is under construction, so this item mostly reflects costs of land use right transfer. Additionally, there are some other costs such as costs for geological survey, construction of rough houses, construction of traffic, drainage systems, capital costs, etc.

Some work-in-process with a carrying amount of VND 1,953,463,192,914, have been mortgaged to secure loans from BIDV - Binh Duong Branch, VIB, and MB - Binh Duong Branch (see Note No. V.22).

8. Short-term/long-term prepaid expenses

8a. Short-term prepaid expenses

	Ending balance	Beginning balance
Tools	1,505,735,591	1,942,905,615



BECAMEX INFRASTRUCTURE DEVELOPMENT JOINT STOCK COMPANY

Address: No. 230 Binh Duong Avenue, Phu Loi Ward, Ho Chi Minh City, Viet Nam

FINANCIAL STATEMENTS

For the 1st quarter of 2026

Notes to the Consolidated Financial Statements (cont.)

	Ending balance	Beginning balance
Other short-term prepaid expenses	2,147,351,792	3,283,370,585
Total	3,653,087,383	5,226,276,200

8b. Long-term prepaid expenses

	Ending balance	Beginning balance
Tools	3,279,517,758	2,356,823,743
Expenses of National Highway 13 maintenance and repair	11,400,837,051	15,446,850,576
Other long-term prepaid expenses	2,751,773,471	532,044,575
Total	17,432,128,280	18,335,718,894

9. Tangible fixed assets

	Buildings and structures	Machinery and equipment	Vehicles	Office equipment	Other tangible fixed assets	Total
Historical costs						
Beginning balance	1,018,546,650,088	22,112,237,553	17,732,761,490	119,308,301,061	45,000,000	1,177,744,950,192
Acquisition during the period	3,167,169,089	791,900,900	830,847,926	-	-	4,789,917,915
Ending balance	1,021,713,819,177	22,904,138,453	18,563,609,416	119,308,301,061	45,000,000	1,182,534,868,107
<i>In which:</i>						
Assets fully depreciated but still in use	24,420,342,127	4,084,441,383	4,611,956,001	32,267,259,341	-	65,454,578,288
Depreciation						
Beginning balance	601,988,517,787	9,597,695,279	9,972,203,941	59,377,435,211	34,687,500	680,970,539,718
Depreciation during the period	10,330,633,445	504,651,190	215,368,057	2,016,686,797	2,812,500	13,070,151,989
Ending balance	612,319,151,232	10,102,346,469	10,187,571,998	61,394,122,008	37,500,000	694,040,691,707
Net book values						
Beginning balance	416,558,132,301	12,514,542,274	7,760,557,549	59,930,865,850	10,312,500	496,774,410,474
Ending balance	409,394,667,945	12,801,791,984	8,376,037,418	57,914,179,053	7,500,000	488,494,176,400

10. Intangible fixed assets

	Research and development costs	Computer software	Total
Initial costs			
Beginning balance	412,500,000	28,806,476,162	29,218,976,162
Acquisition during the period	-	289,600,000	289,600,000
Ending balance	-	29,096,076,162	29,508,576,162
<i>In which:</i>			
Assets fully amortized but still in use	412,500,000	4,316,695,831	4,729,195,831



BECAMEX INFRASTRUCTURE DEVELOPMENT JOINT STOCK COMPANY

Address: No. 230 Binh Duong Avenue, Phu Loi Ward, Ho Chi Minh City, Viet Nam

FINANCIAL STATEMENTS

For the 1st quarter of 2026

Notes to the Consolidated Financial Statements (cont.)

	Research and development costs	Computer software	Total
Amortization			
Beginning balance	412,500,000	15,465,017,323	15,877,517,323
Amortization during the period		628,297,883	628,297,883
Ending balance	<u>-</u>	<u>16,093,315,206</u>	<u>16,505,815,206</u>
Net book values			
Beginning balance	-	13,341,458,839	13,341,458,839
Ending balance	<u>-</u>	<u>13,002,760,956</u>	<u>13,002,760,956</u>
<i>In which:</i>			
Assets temporarily not in use	-	-	-
Assets waiting for liquidation	-	-	-

11. Investment property

Investment property for lease

This item reflects costs of constructing commercial floor area of Aroma project, workers' houses in Hoa Loi residence area and Sunflower villas for lease. During the period, the Company transferred 4 floors of Becamex Tower to Investment and Industrial Development Joint Stock Corporation.

	Historical costs	Accumulated depreciation	Net book values
Beginning balance	529,092,086,474	35,519,695,872	493,572,390,602
Transfer to inventory	(71,044,509,103)	(5,555,566,639)	
Depreciation during the period		2,418,526,304	
Ending balance	<u>458,047,577,371</u>	<u>32,382,655,537</u>	<u>425,664,921,834</u>

According to Vietnamese Accounting Standard No. 05 "Investment property", it is required to present fair value of investment property as of the balance sheet date. However, the Group has not had conditions to measure fair value of investment property.

12. Long-term work-in-process

	Ending balance		Beginning balance	
	Original costs	Recoverable value	Original costs	Recoverable value
Residence area project at Hamlet 5C Lai Uyen	366,560,419,798	366,560,419,798	366,375,483,993	366,375,483,993
Total	<u>366,560,419,798</u>	<u>366,560,419,798</u>	<u>366,375,483,993</u>	<u>366,375,483,993</u>

The above projects have been temporarily suspended as the Group is waiting for the appropriate time to resume the implementation.



BECAMEX INFRASTRUCTURE DEVELOPMENT JOINT STOCK COMPANY

Address: No. 230 Binh Duong Avenue, Phu Loi Ward, Ho Chi Minh City, Viet Nam

FINANCIAL STATEMENTS

For the 1st quarter of 2026

Notes to the Consolidated Financial Statements (cont.)

13. Construction-in-progress

This item reflects the expenses for acquisition of fixed assets during the period.

14. Long-term financial investments

The Group's investments in other entities are as follows:

	Ending balance		Beginning balance	
	Original amount	Provision	Original amount	Provision
<i>Investments in associate</i>	<i>1,500,026,522,585</i>	-	<i>1,483,814,865,323</i>	-
Becamex Binh Phuoc Infrastructure Development Joint Stock Company ⁽ⁱ⁾	1,444,026,522,585	-	1,427,814,865,323	-
Ho Chi Minh City – Thu Dau Mot – Chon Thanh Expressway Joint Stock Company ⁽ⁱⁱ⁾	20,000,000,000	-	20,000,000,000	-
Ho Chi Minh City Ring road 4 Joint stock company ⁽ⁱⁱⁱ⁾	36,000,000,000	-	36,000,000,000	-
Investments in other entities	<i>500,658,049,258</i>	-	<i>500,658,049,258</i>	-
Becamex Investment and Industrial Development Group – Investment in Becamex City Center project ^(iv)	473,658,049,258	-	473,658,049,258	-
Vietnam Technology & Telecommunication Joint Stock Company ^(v)	17,000,000,000	-	17,000,000,000	-
Becamex International General Hospital Joint Stock Company ^(vi)	10,000,000,000	-	10,000,000,000	-
Total	2,000,684,571,843	-	1,984,472,914,581	-

(i) According to the Business Registration Certificate No. 3800405138, 13th amended on 27 January 2026, granted by Dong Nai Province Department of Finance, the Company invests an amount of VND 1,201,146,750,000 in Becamex Binh Phuoc Infrastructure Development Joint Stock Company, equivalent to 40.33% of charter capital.

(ii) According to the Business Registration Certificate No. 3703287760, initially registered on 25 January 2025, granted by Binh Duong Province Department of Planning and Investment (currently known as Ho Chi Minh City Department of Finance), the Company invests an amount of VND 20,000,000,000 in Ho Chi Minh City - Thu Dau Mot - Chon Thanh Expressway Joint Stock Company, equivalent to 20% of charter capital.

(iii) According to the Business Registration Certificate No. 3703341136, 1th amended on 31 August 2025, granted by Ho Chi Minh City Department of Finance, the Company invests an amount of VND 36,000,000,000 in Ho Chi Minh City Ring road 4 Joint stock company, equivalent to 36% of charter capital.



BECAMEX INFRASTRUCTURE DEVELOPMENT JOINT STOCK COMPANY

Address: No. 230 Binh Duong Avenue, Phu Loi Ward, Ho Chi Minh City, Viet Nam

FINANCIAL STATEMENTS

For the 1st quarter of 2026

Notes to the Consolidated Financial Statements (cont.)

- (iv) This is a business project cooperated with Becamex Investment and Industrial Development Group to construct Becamex City Center with a total area of over 61,000 m². This project is a complex comprising offices, high-end apartments, trade center, 5-star hotel, entertainment area, parking lot, park, etc. and many other utilities. Some of the project's works have been completed and put into operation, while others are still under construction.
- (v) On 25 February 2022, the Board of Management approved the Resolution No. 02/NQ-HĐQT on acquiring 1,700,000 shares of Vietnam Technology & Telecommunication Joint Stock Company at the total acquisition price of VND 17,000,000,000.
- (vi) On 26 December 2022, the Board of Management approved the Resolution No. 18/NQ-HĐQT on acquiring 2,000,000 shares of Becamex International General Hospital Joint Stock Company at the total acquisition price of VND 20,000,000,000. On 20 October 2023, the Board of Management approved the Resolution No. 37/NQ-HĐQT on transferring 1,000,000 shares of Becamex International General Hospital Joint Stock Company at the total transfer price of VND 10,000,000,000.

Fair value

The Group has not measured the fair value of the investments because there is no specific instruction on measurement of fair value.

15. Trade payables

15a. Short-term trade payables

	<u>Ending balance</u>	<u>Beginning balance</u>
<i>Payables to related parties</i>	<i>13,229,463,617</i>	<i>31,167,001,123</i>
Becamex Investment and Industrial Development Group	4,526,549,426	4,975,342,825
Vietnam Technology & Telecommunication Joint Stock Company	2,660,940,227	2,603,298,867
Binh Duong Trade and Development Joint-Stock Company	-	247,000,000
Eastern International University	128,115,000	128,115,000
Binh Duong Construction and Civil Engineering Joint Stock Company	3,805,698,586	21,987,334,216
Tan Hao Phat Services and Construction Company Limited	2,056,192,786	1,205,935,270
Becamex Tokyu Bus Company Limited	4,300,000	-
Becamex Construction Material Joint Stock Company	47,667,592	19,974,945
<i>Payables to suppliers</i>	<i>46,450,072,105</i>	<i>50,141,361,939</i>
An Homes Binh Duong Real Estate Exchange Joint Stock Company	8,113,972,413	22,567,289,256
Viettel Construction Joint Stock Corporation	10,269,352,310	-
Other suppliers	28,066,747,382	27,574,072,683
Total	<u>59,679,535,722</u>	<u>81,308,363,062</u>

15b. Overdue debts

The Group has no overdue trade payables.



BECAMEX INFRASTRUCTURE DEVELOPMENT JOINT STOCK COMPANY

Address: No. 230 Binh Duong Avenue, Phu Loi Ward, Ho Chi Minh City, Viet Nam

FINANCIAL STATEMENTS

For the 1st quarter of 2026

Notes to the Consolidated Financial Statements (cont.)

16. Short-term advances from customers

	<u>Ending balance</u>	<u>Beginning balance</u>
<i>Advances from related party</i>	5,945,320	-
Tan Hao Phat Services and Construction Company Limited	5,945,320	-
<i>Advances from other customers</i>	14,946,992,334	9,503,959,591
Mr. Dam Van Khanh	1,187,577,000	1,187,577,000
Ms Mai Thanh Huong	615,855,850	615.855.850
Other customers	9,223,226,534	7.700.526.741
Total	10,410,803,534	9,503,959,591

17. Taxes and other obligations to the State Budget

	<u>Beginning balance</u>		<u>Increases for the period</u>			<u>Ending balance</u>	
	Payables	Receivables	Amount payable	Amount paid	Tax refund after finalization	Payables	Receivables
VAT on local sales	38,440,999,587	-	13,055,832,392	(41,393,123,050)	(2,624,998,852)	7,492,290,425	13,580,348
Corporate income tax (*)	44,841,049,588	54,827,238	21,501,941,278	(43,862,011,233)	(1,096,080,408)	21,384,899,225	54,827,238
Personal income tax	743,545,370	28,374,658	1,160,203,341	(1,749,297,050)	(329,954,177)	78,064,909	281,942,083
Other taxes	269,318	-	49,287,010	(920,848)	(48,483,546)	151,934	-
Total	84,025,863,863	83,201,896	35,767,264,021	(87,005,352,181)	(4,099,516,983)	28,955,406,493	350,349,669

Value added tax (VAT)

The Group companies have paid VAT in accordance with the deduction method. The tax rates applied are as follows:

- Transfer of land use right Not subject to tax
- Collection of water charges 5%
- Other activities
 - During the period, the Company applied a VAT rate of 08% to certain merchandise and services in accordance with Decree No. 174/2025/ND-CP dated 30 June 2025 of the Government guiding Resolution No. 204/2025/QH15 dated 17 June 2025, of the Standing Committee of the National Assembly. 08% or 10%

Corporate income tax

The Group companies have to pay corporate income tax on taxable income at the rate of 20%.

Determination of corporate income tax liability of the Group companies is based on currently applicable regulations on tax. Nonetheless, these tax regulations may change from time to time and tax regulations applicable to variety of transactions can be interpreted differently. Hence, the tax amounts presented in the Consolidated Financial Statements can be changed upon the inspection of tax authorities.

Corporate income tax provisionally paid for the amount received in advance from the transfer of property

The Group companies have to pay provisionally corporate income tax at the rate of 1% on the amount received in advance from the transfer of property in accordance with regulations of the Circular No. 78/2014/TT-BTC dated 18 June 2014 of the Ministry of Finance. The Group



BECAMEX INFRASTRUCTURE DEVELOPMENT JOINT STOCK COMPANY

Address: No. 230 Binh Duong Avenue, Phu Loi Ward, Ho Chi Minh City, Viet Nam

FINANCIAL STATEMENTS

For the 1st quarter of 2026

Notes to the Consolidated Financial Statements (cont.)

companies will finalize the accounts of corporate income tax payable for this activity upon handing-over of property.

Other taxes

The Group companies have declared and paid these taxes in line with the prevailing regulations.

18. Payables to employees

This item reflects salary to be paid to employees.

19. Short-term accrued expenses

	<u>Ending balance</u>	<u>Beginning balance</u>
Payables to related parties	147,119,492,072	139,935,720,050
Becamex Investment and Industrial Development Group	145,371,066,804	137,512,253,149
- Accrual for transfer of land use right at IJC2 Commercial Town	6,457,153,249	6,457,153,249
- Interests on late dividend payment	136,623,233,001	131,055,099,900
- Accrual of costs in advance	1,323,000,000	-
- Electricity costs	967,680,554	-
Vietnam – Singapore Industrial Park Joint Venture Co., Ltd.	1,748,155,822	2,423,343,359
- Accrual for transfer of land use right at Hamlet 1, Hamlet 5 Vinh Tan	1,748,155,822	2,423,343,359
Vietnam Technology & Telecommunication Joint Stock Company	269,446	123,542
- Accrual of telephone charges	269,446	123,542
Payables to other organizations and individuals	132,468,723,387	128,675,146,524
Accrual of costs of infrastructure of Sunflower 2 Villas	13,718,647,607	13,538,764,882
Accrual of costs of infrastructure of Hoa Loi Resettlement Area	294,694,505	294,694,505
Accrual of costs of infrastructure of IJC Urban Area	108,674,169,675	108,674,169,675
Loan interest expenses	2,054,232,329	1,869,450,494
Other short-term accrued expenses	7,726,979,271	4,298,066,968
Total	<u>279,588,215,459</u>	<u>268,610,866,574</u>

20. Unearned revenues

This item reflects the payment on the basis of contract progress of customers who have not received real estate handover.

21. Other short-term/long-term payables**21a. Other short-term payables**

	<u>Ending balance</u>	<u>Beginning balance</u>
Payables to related parties	48,472,723,769	48,472,723,769
Investment and Industrial Development Joint Stock Corporation:	48,472,723,769	48,472,723,769
- Payables for collection of Becamex Tower office rental on this corporation's behalf	2,646,826,798	2,646,826,798
- Payables for collection of Sunrise apartment-related amounts on this corporation's behalf	41,974,356,216	41,974,356,216



BECAMEX INFRASTRUCTURE DEVELOPMENT JOINT STOCK COMPANY

Address: No. 230 Binh Duong Avenue, Phu Loi Ward, Ho Chi Minh City, Viet Nam

FINANCIAL STATEMENTS

For the 1st quarter of 2026

Notes to the Consolidated Financial Statements (cont.)

	<u>Ending balance</u>	<u>Beginning balance</u>
- Payables for collection of New Horizon apartment-related amounts on this corporation's behalf	1,948,734,160	1,948,734,160
- Payables for collection from Sunrise Apartment's Management Office on this corporation's behalf	1,902,806,595	1,902,806,595
Payables to other organizations and individuals	37,973,126,920	36,845,888,600
Trade Union's expenditure, social insurance premiums	894,467,746	923,354,190
Receipt of short-term deposits, mortgages	23,056,185,300	21,917,591,121
Dividends payable	894,467,746	923,354,190
Remuneration of the Board of Management, the Control Board and the Secretary	4,593,600,000	4,593,600,000
Payables for sales from stalls at Becamex Trade Center	136,215,907	136,215,907
Other short-term payables	9,292,657,967	9,275,127,382
Total	86,445,850,689	85,318,612,369

21b. Overdue debts

The Group has no other overdue payables.

22. Short-term/long-term borrowings and financial leases

22a. Short-term borrowings

	<u>Ending balance</u>	<u>Beginning balance</u>
Short-term loans from banks	204,216,795,811	85,582,532,415
BIDV – Dinh Duong Branch ⁽ⁱ⁾	30,907,500,415	20,089,716,920
VIB ^(iv)	173,309,295,396	65,492,815,495
Current portions of long-term loans (see Note No. V.22b)	126,320,251,609	283,542,072
Total	330,537,047,420	85,866,074,487

(i) The loan from BIDV – Binh Duong Branch is to supplement the working capital. This loan is secured by mortgaging land use right, ownership of house and other land-attached assets in Hoa Phu Ward, Thu Dau Mot City, Binh Duong Province according to the following Mortgage Contracts:

- The Mortgage Contract No. 01/2025/1728454/HĐBĐ dated 23 April 2025;
- The Mortgage Contract No. 02/2025/1728454/HĐBĐ dated 28 May 2025;
- The Mortgage Contract No. 03/2025/1728454/HĐBĐ dated 20 June 2025.

(iv) The loan from VIB is to supplement the working capital. This loan is secured by mortgaging land use right, ownership of house and other land-attached assets in Hoa Phu Ward, Thu Dau Mot City, Binh Duong Province according to the Mortgage Contracts No. 1116731.25.882 dated 26 October 2025.

The Group is solvent over short-term loans.

Details of increases/(decreases) of short-term borrowings during the period are as follows:



BECAMEX INFRASTRUCTURE DEVELOPMENT JOINT STOCK COMPANY

Address: No. 230 Binh Duong Avenue, Phu Loi Ward, Ho Chi Minh City, Viet Nam

FINANCIAL STATEMENTS

For the 1st quarter of 2026

Notes to the Consolidated Financial Statements (cont.)

	Beginning balance	Increase during the period	Amount repaid during the period	Kết chuyển từ vay và nợ dài hạn	Ending balance
Short-term loans from banks	85,582,532,415	155,704,614,987	(37,070,351,591)	-	204,216,795,811
Current portions of long-term loans	283,542,072	-	-	126,036,709,537	126,320,251,609
Total	85,866,074,487	155,704,614,987	(37,070,351,591)	126,036,709,537	330,537,047,420

22b. Long-term borrowings

	Ending balance	Beginning balance
Long-term loans from banks	1,064,357,215,967	1,190,393,925,504
MBBank – Binh Duong Branch ⁽ⁱ⁾	1,064,357,215,967	1,190,393,925,504
Total	1,064,357,215,967	1,190,393,925,504

⁽ⁱ⁾ The loan from MBBank – Binh Duong Branch is used for:

- + Pay for the land use right in Hoa Phu Ward, Thu Dau Mot City, Binh Duong Province (currently known as Binh Duong Ward, Ho Chi Minh City) according to the Credit Contract No. 273803.25.140.579294.TD dated 31 December 2024. This loan is secured by mortgaging 590 certificates of land use right, ownership of house and other land-attached assets in Binh Duong Ward, Ho Chi Minh City according to the Mortgage Contract No. 370291.26.140.579294.BD dated 11 February 2026.
- + Financing and compensating for the Sunflower II Housing Project and the Prince Town II Housing Project in Hoa Phu Ward, Thu Dau Mot City, Binh Duong (currently known as Binh Duong Ward, Ho Chi Minh City) under credit contract No. 316332.25.140.579294.TD dated August 22, 2025. This loan is secured by mortgaging 30 land use rights, house ownership rights and other assets attached to land in Hoa Phu Ward, Thu Dau Mot City, Binh Duong Province (currently known as Binh Duong Ward, Ho Chi Minh City) under mortgage contract No. 316481.25.140.579294.BD dated August 22, 2025.

The Group is solvent over long-term loans.

Details of long-term loans during the period are as follows:

	Beginning balance	Increase	Amount paid during the period	Allocated bond issuance costs	Ending balance
Long-term loans	1,190,393,925,504	-	-	(126,036,709,537)	1,064,357,215,967
Total	1,190,393,925,504	-	-	(126,036,709,537)	1,064,357,215,967

Repayment schedule of long-term borrowings is as follows:

	Total debts	1 year or less	More than 1 year to 5 years	More than 5 years
Ending balance				
Long-term loans from banks	1,190,677,467,576	126,036,709,537	1,064,357,215,967	-
Total	1,190,677,467,576	126,036,709,537	1,064,357,215,967	-
Beginning balance				
Long-term loans from	1,190,677,467,576	283,542,072	1,190,393,925,504	-



BECAMEX INFRASTRUCTURE DEVELOPMENT JOINT STOCK COMPANY

Address: No. 230 Binh Duong Avenue, Phu Loi Ward, Ho Chi Minh City, Viet Nam

FINANCIAL STATEMENTS

For the 1st quarter of 2026

Notes to the Consolidated Financial Statements (cont.)

	Total debts	1 year or less	More than 1 year to 5 years	More than 5 years
banks				
Total	1,190,677,467,576	283,542,072	1,190,393,925,504	-

22c. Overdue borrowings

The Group has no overdue loans.

23. Bonus and welfare funds

	Beginning balance	Increase due to appropriation from profit	Disbursement during the period	Ending balance
Bonus and welfare funds	62,962,776,109	-	(10,492,696,905)	52,470,079,204
Bonus fund for the Executive Officers	190,200,000	-	-	190,200,000
Total	63,152,976,109	-	(10,492,696,905)	52,660,279,204

24. Owner's equity

24a. Statement of changes in owner's equity

	Capital	Share premiums	Other sources of capital	Investment and development fund	Retained earnings	Total
Beginning balance of the previous period	3,777,483,840,000	211,326,226,000	10,801,285,907	712,480,326,882	439,344,089,005	5,151,435,767,794
Retroactive adjustments					29,477,930,734	29,477,930,734
Beginning balance of the previous year after retroactive adjustments	3,777,483,840,000	211,326,226,000	10,801,285,907	712,480,326,882	468,822,019,739	5,180,913,698,528
Profit during the period					45,457,094,618	45,457,094,618
Ending balance of the previous period	3,777,483,840,000	211,326,226,000	10,801,285,907	712,480,326,882	514,279,114,357	5,226,370,793,146
Beginning balance of the current period	6,295,806,400,000	211,326,226,000	10,801,285,907	766,316,976,424	780,058,503,711	8,064,309,392,042
Return of fund to profit after tax				(6,537,203,391)	6,537,203,391	-
Profit during the period					104,289,019,882	104,289,019,882
Ending balance of the current period	6,295,806,400,000	211,326,226,000	10,801,285,907	759,779,773,033	890,884,726,984	8,168,598,411,924

24b. Details of capital contribution of the owners

	Ending balance	Beginning balance
Investment and Industrial Development Joint Stock Corporation	3,132,957,060,000	3,132,957,060,000
Other shareholders	3,162,849,340,000	3,162,849,340,000



BECAMEX INFRASTRUCTURE DEVELOPMENT JOINT STOCK COMPANY

Address: No. 230 Binh Duong Avenue, Phu Loi Ward, Ho Chi Minh City, Viet Nam

FINANCIAL STATEMENTS

For the 1st quarter of 2026

Notes to the Consolidated Financial Statements (cont.)

	<u>Ending balance</u>	<u>Beginning balance</u>
Total	6,295,806,400,000	6,295,806,400,000

24c. Shares

	<u>Ending balance</u>	<u>Beginning balance</u>
Number of shares registered to be issued	629,580,640	629,580,640
Number of shares sold to the public	629,580,640	629,580,640
- Common shares	629,580,640	629,580,640
- Preferred shares	-	-
Number of shares repurchased	-	-
- Common shares	-	-
- Preferred shares	-	-
Number of outstanding shares	629,580,640	629,580,640
- Common shares	629,580,640	629,580,640
- Preferred shares	-	-

Face value of outstanding shares: VND 10.000.

25. Off-Consolidated balance sheet items**25a. External leased assets**

The total minimum lease payment in the future for irrevocable leasing contracts will be settled as follows:

	<u>Ending balance</u>	<u>Beginning balance</u>
1 year or less	17,073,272,725	11,151,272,727
More than 1 year to 5 years	28,906,318,182	22,485,636,364
Total	45,979,590,907	33,636,909,091

The Group leases premises under an operating lease. The lease has been valid from 1 year to 10 years and can be extended. The leasing rates are annually increased in line with market prices.

25b. Foreign currencies

	<u>Ending balance</u>	<u>Beginning balance</u>
US Dollar (USD)	1,359.26	50,649.68
Yen Nhật (JPY)	37,000.00	-
Dollar Hongkong HKD	1,000.00	-

VI. ADDITIONAL INFORMATION ON THE ITEMS OF THE CONSOLIDATED INCOME STATEMENT**1. Sales****1a. Gross sales**

	<u>Current period</u>	<u>Previous period</u>
Sales of toll tickets	83,294,996,488	77,266,759,203
Sales of trading real estate	135,024,803,653	9,154,492,501
Sales of trading investment properties	3,362,307,595	9,340,159,490
Sales of other service provisions	57,861,517,417	59,924,960,962



BECAMEX INFRASTRUCTURE DEVELOPMENT JOINT STOCK COMPANY

Address: No. 230 Binh Duong Avenue, Phu Loi Ward, Ho Chi Minh City, Viet Nam

FINANCIAL STATEMENTS

For the 1st quarter of 2026

Notes to the Consolidated Financial Statements (cont.)

	<u>Current period</u>	<u>Previous period</u>
Total	279,543,625,153	155,686,372,156
1b. Sales to related parties		
Sales of goods and service provisions to other related parties are as follows:		
	<u>Current period</u>	<u>Previous period</u>
<i>Investment and Industrial Development Joint Stock Corporation</i>		
Service provision	4,358,815,833	3,185,981,626
Sales of airline tickets	-	345,953,781
<i>Eastern International University</i>		
Service provision	554,632,346	363,810,519
<i>WTC Becamex One Member Company Limited</i>		
Service provision	112,756,400	-
<i>Vietnam – Singapore Industrial Park Joint Venture Co., Ltd</i>		
Service provision	141,323,561	1,277,620,682
<i>Vietnam Technology & Telecommunication Joint Stock Company</i>		
Service provision	4,642,575	-
Sales of airline tickets	-	42,998,780
<i>Becamex Tokyu Co., Ltd.</i>		
Service provision	323,531,051	225,065,966
<i>Becamex Binh Dinh Joint Stock Company</i>		
Service provision	78,333,267	3,129,000
<i>Binh Duong Trade and Development Joint-Stock Company</i>		
Service provision	-	35,000,000
2. Revenue deductions		
This item reflects sales returns during the period.		
3. Costs of sales		
	<u>Current period</u>	<u>Previous period</u>
Costs of toll tickets	19,828,126,519	20,189,346,839
Costs of real estate trading	57,208,468,673	563,854,019
Costs of investment property trading	1,483,083,913	4,470,916,941
Costs of services provided	42,472,789,450	38,806,022,828
Total	120,992,468,555	64,030,140,627
4. Financial income		
	<u>Current period</u>	<u>Previous period</u>
Term deposit interests	21,892,665,964	337,979,432



BECAMEX INFRASTRUCTURE DEVELOPMENT JOINT STOCK COMPANY

Address: No. 230 Binh Duong Avenue, Phu Loi Ward, Ho Chi Minh City, Viet Nam

FINANCIAL STATEMENTS

For the 1st quarter of 2026

Notes to the Consolidated Financial Statements (cont.)

	<u>Current period</u>	<u>Previous period</u>
Demand deposit interests	71,690,766	28,555,076
Exchange gain arising	10,672,442	8,510,381
Total	<u>21,975,029,172</u>	<u>375,044,889</u>
5. Financial expenses		
	<u>Current period</u>	<u>Previous period</u>
Loan interest expenses	11,366,780,762	8,844,016,517
Bond issuance expenses	-	411,875,000
Interests on late dividend payment	5,568,133,101	-
Other financial expenses	17,426,351	2,938,561
Total	<u>16,952,340,214</u>	<u>9,258,830,078</u>
6. Gain/(loss) in joint ventures, associates		
	<u>Current period</u>	<u>Previous period</u>
Gain/(loss) in joint ventures, associates	16,211,657,262	7,068,226,811
7. Selling expenses		
	<u>Current period</u>	<u>Previous period</u>
Expenses for employees	4,601,027,725	6,168,540,259
Materials, tools	91,374,033	77,808,505
Depreciation/(amortization) of fixed assets	1,830,308,183	1,818,196,519
Expenses for external services	2,765,600,926	-
Brokerage commission expenses	1,272,756,511	1,027,004,013
Other expenses	560,957,328	334,092,080
Total	<u>11,122,024,706</u>	<u>9,425,641,376</u>
8. General and administration expenses		
	<u>Current period</u>	<u>Previous period</u>
Expenses for employees	12,357,189,209	12,412,730,505
Office supplies	262,288,869	206,109,368
Depreciation/(amortization) of fixed assets	806,005,395	747,865,200
Expenses for external services	3,597,802,736	3,219,177,569
Other expenses	1,449,563,801	1,568,944,228
Total	<u>18,472,850,010</u>	<u>18,154,826,870</u>
9. Earnings per share		
9a. Basic/diluted earnings per share		
	<u>Current period</u>	<u>Previous period</u>
Accounting profit after corporate income tax of the Parent Company's shareholders	104,289,019,882	45,457,094,618
Appropriation for bonus and welfare funds	5,941,241,943	(3,645,188,058)
Profit used to calculate basic/diluted earnings per share	98,347,777,939	41,811,906,560
The average number of ordinary shares outstanding during the period	485,580,381	377,719,118
Basic/diluted earnings per share	<u>203</u>	<u>111</u>
9b. Other information		



BECAMEX INFRASTRUCTURE DEVELOPMENT JOINT STOCK COMPANY

Address: No. 230 Binh Duong Avenue, Phu Loi Ward, Ho Chi Minh City, Viet Nam

FINANCIAL STATEMENTS

For the 1st quarter of 2026

Notes to the Consolidated Financial Statements (cont.)

There are no transactions over the common share or potential common share from the balance sheet date until the date of the Consolidated Financial Statements.

10. Operating costs by factors

	<u>Current period</u>	<u>Previous period</u>
Materials and supplies	22,916,807,466	14,885,456,482
Labor costs	36,952,168,405	34,712,036,756
Depreciation/(amortization) of fixed assets	16,187,251,279	16,154,239,118
Expenses for external services	27,627,253,054	23,247,431,731
Other expenses	6,767,320,183	5,117,430,534
Total	<u>110,450,800,387</u>	<u>94,116,594,621</u>

VII. OTHER DISCLOSURES

1. Operating leased assets

As at the balance sheet date, the total minimum rental to be collected in the future from irrevocable operating leases is as follows:

	<u>Ending balance</u>	<u>Beginning balance</u>
1 year or less	1,513,636,363	1,415,928,215
More than 1 year to 5 years	-	1,002,142,299
Total	<u>1,513,636,363</u>	<u>2,418,070,514</u>

2. Transactions and balances with related parties

The Group's related parties include the key managers, their related individuals and other related parties.

2a. Transactions and balances with the key managers and their related individuals

The Group's key managers include the Board of Management and the Executive Officers (the Board of Directors and the Chief Accountant). The key managers' related individuals are their close family members.

Transactions with the key managers and their related individuals

The Group has no sales of goods and service provisions and no other transactions with the key managers and their related individuals.

Receivables from and payables to the key managers and their related individuals

The Group has no receivables from and payables to the key managers and their related individuals.

Remuneration of the key managers

Remuneration of the key managers during the period is VND 2,790,000,000 (previous period: VND 1,825,000,000)

2b. Transactions and balances with other related parties

Other related parties of the Group include:

<u>Other related parties</u>	<u>Relationship</u>
Investment and Industrial Development Joint Stock Corporation	Major shareholder
Becamex Hospitality Company Limited	Subsidiary
IJC Construction One Member Limited Company	Subsidiary
WTC Binh Duong One Member Company Limited	Subsidiary



BECAMEX INFRASTRUCTURE DEVELOPMENT JOINT STOCK COMPANY

Address: No. 230 Binh Duong Avenue, Phu Loi Ward, Ho Chi Minh City, Viet Nam

FINANCIAL STATEMENTS

For the 1st quarter of 2026

Notes to the Consolidated Financial Statements (cont.)

Other related parties	Relationship
Becamex Binh Phuoc Infrastructure Development Joint Stock Company	Associate
Ho Chi Minh City – Thu Dau Mot – Chon Thanh Expressway Joint Stock Company	Investor
Ho Chi Minh City Ring road 4 Joint stock company	Investor
Binh Duong Trade and Development Joint-Stock Company	Subsidiary of Investment and Industrial Development Joint Stock Corporation
Binh Duong Construction and Civil Engineering Joint Stock Company	Subsidiary of Investment and Industrial Development Joint Stock Corporation
My Phuoc Hospital Joint Stock Company	Subsidiary of Investment and Industrial Development Joint Stock Corporation
Becamex Urban Development Joint Stock Company	Subsidiary of Investment and Industrial Development Joint Stock Corporation
Becamex International General Hospital Joint Stock Company	Subsidiary of Investment and Industrial Development Joint Stock Corporation
Eastern International University	Subsidiary of Investment and Industrial Development Joint Stock Corporation
Binh Duong Rubber Joint Stock Company	Associate of Investment and Industrial Development Joint Stock Corporation
Vietnam – Singapore Industrial Park Joint Venture Co., Ltd.	Associate of Investment and Industrial Development Joint Stock Corporation
Vietnam Technology & Telecommunication Joint Stock Company	Associate of Investment and Industrial Development Joint Stock Corporation
Becamex Tokyu Co., Ltd.	Associate of Investment and Industrial Development Joint Stock Corporation
Vietnam - Singapore Smart Energy Solutions Joint Stock Company	Associate of Investment and Industrial Development Joint Stock Corporation
Becamex - Vsp Power Investment and Development Joint Stock Company	Associate of Investment and Industrial Development Joint Stock Corporation
East Saigon Investment and Industrial Development Joint Stock Company	Associate of Investment and Industrial Development Joint Stock Corporation
Becamex Construction Material Joint Stock Company	Subsidiary of Binh Duong Trade and Development Joint-Stock Company
WTC Becamex One Member Company Limited	Subsidiary of Investment and Industrial Development Joint Stock Corporation
Tan Hao Phat Services and Construction	Company related tp Mr. Do Quang Ngoc

Transactions with other related parties

Apart from sales of goods and service provisions to other related parties presented in Note No. VI.1b, the Group also has other transactions with other related parties as follows:

	Current period	Previous period
<i>Investment and Industrial Development Joint Stock Corporation</i>		
Premises rental	-	5,571,793,000
Cost of business cooperation		
Building rental	2,703,000,000	3,003,000,000
Interest on late dividend payment	5,568,133,101	-
Power charges	967,680,554	-
Receipt of land use right transfer	-	90,304



BECAMEX INFRASTRUCTURE DEVELOPMENT JOINT STOCK COMPANY

Address: No. 230 Binh Duong Avenue, Phu Loi Ward, Ho Chi Minh City, Viet Nam

FINANCIAL STATEMENTS

For the 1st quarter of 2026

Notes to the Consolidated Financial Statements (cont.)

	<u>Current period</u>	<u>Previous period</u>
Other service fees	1,960,643	-
<i>Vietnam Technology & Telecommunication Joint Stock Company</i>		
Purchase of merchandises, services	586,872,454	1,252,421,838
<i>Branch of Binh Duong Trade and Development Joint – Stock Company – My Phuoc Ready Mixed Concrete Enterprise</i>		
Purchase of merchandises	251,259,259	-
<i>Becamex Construction Material Joint Stock Company</i>		
Purchase of merchandises	44,136,660	-
<i>Vietnam – Singapore Industrial Park Joint Venture Co., Ltd.</i>		
Receipt of land use right transfer	769,906,620	-
<i>Tan Hao Phat Services and Construction</i>		
Construction	10,045,590,323	-
Purchase of merchandises	380,373,236	-
Power charges	25,963,994	-

The prices of merchandises and services supplied to other related parties are mutually agreed prices. The purchases of merchandises and services from other related parties are done at the agreed prices.

Receivables from and payables to other related parties

Receivables from and payables to other related parties are presented in Notes No. V.3, V.4, V.5, V.15, V.19, V.21 and V.22.

The receivables from other related parties are unsecured and will be paid in cash. No allowances have been made for the receivables from other related parties.

3. Segment information

The main segment report is the business segments based on the internal organization and management structure as well as the internal financial reporting system of the Group.

3a. Information on business segments

The Group has the following main business segments:

- Sales of toll tickets: sales of toll tickets for National Highway 13.
- Trading real estate: investment in construction and operation of technical infrastructure of industrial parks, residence areas and urban areas.
- Trading investment properties: leasing premises in Becamex Tower, workers' houses in Hoa Loi Residence Area, Sunflower villas.
- Construction: construction of social houses, public works.
- Business cooperation contract: cooperation in implementing Becamex City Center project with Investment and Industrial Development Joint Stock Corporation.
- Others: leasing equipment and furniture.



BECAMEX INFRASTRUCTURE DEVELOPMENT JOINT STOCK COMPANY

Address: No. 230 Binh Duong Avenue, Phu Loi Ward, Ho Chi Minh City, Viet Nam

FINANCIAL STATEMENTS

For the 1st quarter of 2026

Notes to the Consolidated Financial Statements (cont.)

Information on business segment of the Group is presented in the attached Appendix 02.

3b. Information on geographical segment

All of the Group's operations take place in the territory of Vietnam, mainly in Binh Duong Province.

4. Subsequent events

There are no material subsequent events which are required adjustments or disclosures in the Consolidated Financial Statements.

Ho Chi Minh City, 24 April 2026



Luong Thi Ngoc Trinh
Preparer



Bui Thi Thuy
Chief Accountant



Trinh Thanh Hung
Chief Executive Officer



Appendix 01: Segment information according to the business segments

Unit: VND


Information on the Group's financial performance, fixed assets and other non-current assets according to the business segments is as follows:


	Sales of toll tickets	Trading real estate	Trading investment properties	Others	Deductions	Total
Current period						
Net external sales	83,294,996,488	109,013,098,569	3,362,307,595	57,861,517,417	-	253,531,920,069
Net inter-segment sales	-	-	-	-	-	-
Total net sales	83,294,996,488	109,013,098,569	3,362,307,595	57,861,517,417	-	253,531,920,069
Segment financial performance	50,250,236,501	27,646,974,094	1,867,658,926	6,227,367,063	-	85,992,236,584
Expenses not attributable to segments						-
Operating profit						85,992,236,584
Profit/loss on the sale or disposal of investment property						-
Financial income						21,975,029,172
Financial expenses						-
Gain/loss in associates, joint ventures						16,211,657,262
Other income						3,239,363,415
Other expenses						(1,547,276,236)
Current income tax						(21,581,990,315)
Deferred income tax						-
Profit after tax						104,289,019,882
Total expenses on acquisition of fixed assets and other non-current assets	2,327,067,438	5,711,137,359	852,475,369	1,067,424,803	-	9,958,104,969
Total depreciation/(amortization) and allocation of long-term prepayments	16,734,535,159	4,529,256,353	12,689,880,233	229,289,857	-	34,196,507,342
Total remarkable non-cash expenses (except for depreciation/(amortization) and allocation of long-term prepayments)	-	-	-	-	-	-



Appendix 01: Segment information according to the business segments

	Sales of toll tickets	Trading real estate	Trading investment properties	Others	Deductions	Total
Previous period						
Net external sales	77,266,759,203	3,098,767,621	9,340,159,490	59,924,960,962	-	149,630,647,276
Net inter-segment sales	-	-	-	-	-	-
Total net sales	77,266,759,203	3,098,767,621	9,340,159,490	59,924,960,962	-	149,630,647,276
Segment financial performance	38,578,016,694	(3,329,922,646)	4,173,568,603	9,339,545,674	-	48,761,208,325
Expenses not attributable to segments						-
Operating profit						48,761,208,325
Profit/loss on the sale or disposal of investment property						-
Financial income						375,044,889
Financial expenses						-
Gain/loss in associates, joint ventures						7,068,226,811
Other income						2,692,324,099
Other expenses						(3,942,624,561)
Current income tax						(9,497,084,945)
Deferred income tax						-
Profit after tax						45,457,094,618
Total expenses on acquisition of fixed assets and other non-current assets	10,631,086,384	4,110,459,083	7,803,093,384	331,534,798	-	22,876,173,649
Total depreciation/(amortization) and allocation of long-term prepayments	16,448,414,376	777,371,272	12,576,590,295	123,973,135	-	29,939,894,818
Total remarkable non-cash expenses (except for depreciation/(amortization) and allocation of long-term prepayments)	-	-	-	-	-	-


 Luong Thi Ngoc Trinh
 Preparer


 Bui Thi Thuy
 Chief Accountant


 Date: 24 April 2026
 Trâm Thanh Hưng
 Chief Executive Officer




Appendix 01: Segment information according to the business segments

The Group's assets and liabilities according to the business segments are as follows:

Unit: VND

	Sales of toll tickets	Trading real estate	Trading investment properties	Others	Deductions	Total
Ending balance						
Direct assets of segment	489,322,937,286	5,638,851,872,679	428,534,840,938	67,112,275,719	-	6,623,821,926,622
Unallocated assets						3,835,495,437,991
Total assets						10,459,317,364,613
Direct liabilities of segment	24,440,765,200	1,135,959,103,062	2,413,900,000	15,440,236,868	-	1,178,254,005,130
Unallocated liabilities						1,112,464,947,559
Total liabilities						2,290,718,952,689
Beginning balance						
Direct assets of segment	499,070,169,591	5,489,411,741,109	496,107,689,656	59,336,236,310	-	6,543,925,836,666
Unallocated assets						3,788,882,992,612
Total assets						10,332,808,829,278
Direct liabilities of segment	33,880,815,173	1,092,922,020,216	14,413,900,000	38,054,736,619	-	1,179,271,472,008
Unallocated liabilities						1,089,227,965,228
Total liabilities						2,268,499,437,236



Luong Thi Ngoc Trinh
Preparer



Bui Thi Thuy
Chief Accountant

